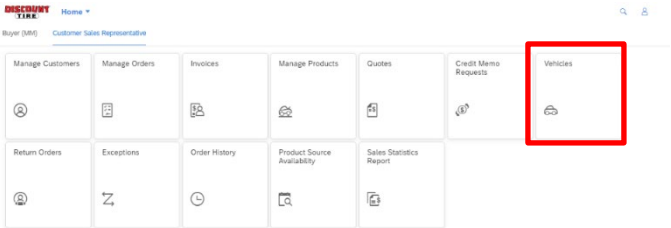
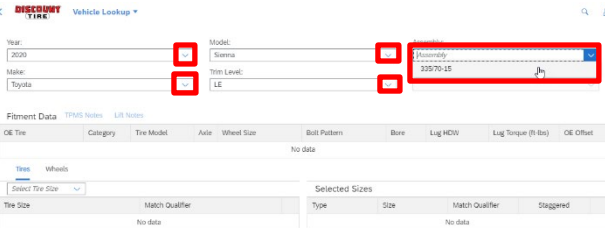

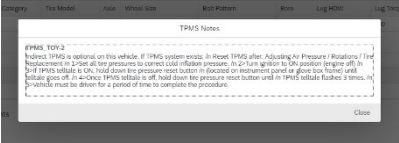


DC- View TPMS Instructions using Fiori Sales App

Introduction The Fiori Sale App (FSA) is a product of SAP. It is an online application that interfaces with the order management system for Discount Tire.

Purpose The purpose of this document is to guide employees through the steps to view TPMS instructions using FSA.

View TPMS Instructions Follow these steps to view TPMS instructions using FSA:

Step	Action
1	<p>Select the Vehicles tile from the dashboard.</p> 
2	<p>Enter the Year, Make, Model and Assembly of the vehicle by clicking on the blue arrow within each field, then selecting from the drop-down.</p> 
3	<p>Next, click on the TPMS Notes tab</p> 
4	<p>A separate window will open with TPMS instructions. When finished viewing, click Close.</p> 

Contact Contact the Service Desk at support@discounttire.com or 800-366-4399.