
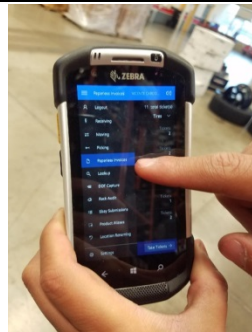



DC – Outbound Runner


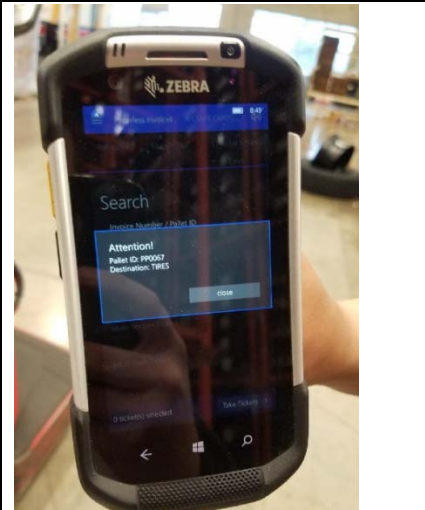

Purpose The purpose of the outbound runner is to speed up process time and avoid congestion (excess pallets and machines) at tire/wheel line.

Guidelines The runner should always be aware of surroundings and should show 360 awareness at all times. When Zebra TC70 is not in use always have it placed securely in a holster to prevent damage.

Outbound Runner

Step	Action	
1	Using the Zebra TC70, log in and select "Paperless Invoices" on the drop down menu.	
2	Select "Search" on the "Paperless Invoices" screen.	
3	Lift pallet with electric rider, making sure the forks on the rider do not go in too far to prevent damaging the pallet.	

Outbound Runner Cont.

4	Using the Zebra TC 70, Scan Pallet ID located with the product.	
5	Identify the designated area of product processing (Tires, Wheels or Sets).	
6	Take pallet to designated area and drop it off.	

Contact

Please see your mentor if you have any questions.