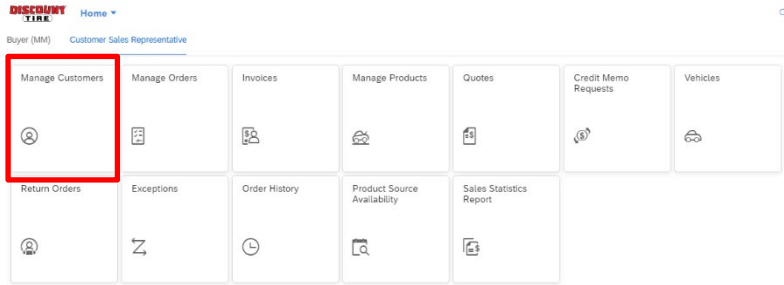
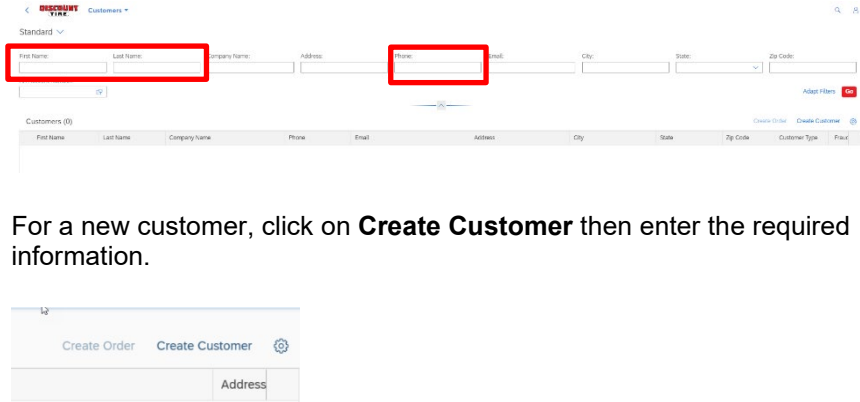



## Miscellaneous Wheel and Tire Purchase Using FSA


**Introduction** The Fiori Sale App (FSA) is a product of SAP. It is an online application that interfaces with the order management system for Discount Tire.

**Purpose** The purpose of this document is to guide agents through the steps to complete a miscellaneous tire and wheel purchase using the Fiori Sales App (FSA).

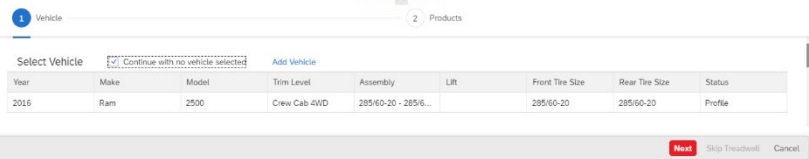
**Procedure** Follow these steps for a miscellaneous tire and wheel purchase using FSA:

Step	Action
1	<p>Select the <b>Manage Customers</b> tile from the dashboard.</p> 
2	<p>Identify the customer by entering first name, last name, and/or phone number. Then, click <b>Go</b>.</p>  <p>For a new customer, click on <b>Create Customer</b> then enter the required information.</p>
3	<p>Once the existing customer is identified, click the chevron on the right to select the customer.</p> 

4 From the customer profile screen, click **Create Order**.

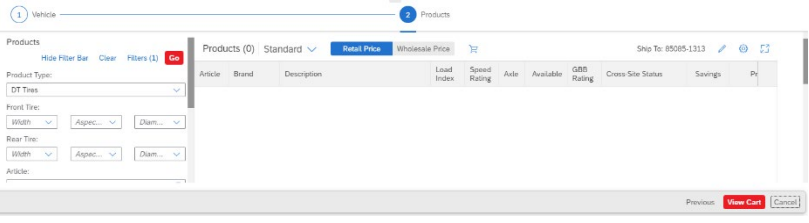


5 Select the customer vehicle by clicking the empty box on the left or You can also choose to continue with no vehicle selected. Then click **Next**.




Note: If vehicle is added here, it is a temporary add and will not be persisted on the customer profile. Vehicles added during customer create or from the Customer Profile/Vehicles tab will be persisted on the customer profile.

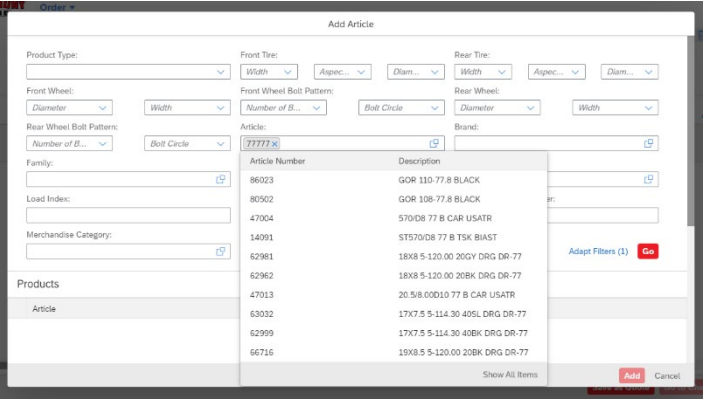
6 The Product List page is not needed for this type of transaction. Click **View Cart**.



7 Click **Add Article**.



8 In the search Article field, enter the miscellaneous wheel article 77777. Then click **Go**.



- 9 Click the check box next to the miscellaneous wheel article (77777).  
Then click **Add**.

The screenshot shows the 'Add Article' interface. It includes fields for Product Type, Front Tire, Rear Tire, Front Wheel, Rear Wheel, Front Wheel Bolt Pattern, Rear Wheel Bolt Pattern, Family, Load Index, Merchandise Category, Article, Brand, Line, Type Code, Vendor Part Number, and Manufacturer Part Number. Below these fields is a table titled 'Products' with columns 'Article' and 'Article Description'. The first row shows '77777' and 'MISCELLANEOUS WHEEL'. A red box highlights the checkbox next to the article number '77777'. The 'Add' button is at the bottom right.

- 10 Enter a quantity and price for the product.

Article	Brand	Article Description	Notes	Sourced From	Shipped From	Lead Time	FCT	Quantity	Price	Override Price	Promotion Amount	Header Promotion Amount	Net Price	Item Number	Parent Item Number	Item Category
77777		MISCELLANEOUS WHEEL	71			0 days	0.00	4	0.00	100.00	0.00	0.00	400.00	100		ZTAN

- 11 Select the edit icon at the far right to modify the article.

The screenshot shows the 'Add Article' screen with the 'Edit' icon highlighted. The 'Net Price' is 400.00 and the 'Item Number' is 100. The 'Edit' icon is at the far right of the row.

- 12 Enter the Gross Weight into the required field. This is a requirement to calculate shipping.

The screenshot shows the 'Edit Line Item' interface. It includes fields for Product, Sourcing, Pricing, Promotion, and Miscellaneous Article Information. The 'Miscellaneous Article Information' section is highlighted with a red box, showing 'Valuation Price' and 'Gross Weight' fields.

- 13 Enter a description into the Article Description field.  
When finished, click **Submit**.

The screenshot shows the 'Edit Line Item' interface. It includes fields for Product, Sourcing, Pricing, Promotion, and Miscellaneous Article Information. The 'Article Description' field is highlighted with a red box, showing the text 'Lampart 100 130 5-20 50kg'. The 'Submit' button is at the bottom right.

- 14 The article description will be shown in the cart. From here, you can click **Go to Checkout**.

Your Cart

Continue Shopping Clear Cart

Items

Article	Brand	Article Description	Notes	Sourced From	Shipped From	Lead Time	LT	Quantity	Price	Override Price	Promotion Amount	Master Promotion Amount	Net Price	Item Number	Parent Item Number	Item Category
77777		miscellaneous tire 17x5.5 130 275R16				0 days	0.00	4	0.00	100.00	0.00	0.00	400.00	100		ZTAN

Save as Quote Go to Checkout Cancel

OR to add a miscellaneous tire, click **Add Article**.

Add Hardware Load Cross Selling Add Article

- 15 In the search Article field, enter the miscellaneous tire article 44444. Then click **Go**.

Add Article

Product Type: Front Tire: Width: Aspect: Diam: Rear Tire: Width: Aspect: Diam:

Front Wheel: Front Wheel Bolt Pattern: Rear Wheel: Rear Wheel Bolt Pattern:

Diameter: Width: Number of B... Bolt Circle: Diameter: Width:

Rear Wheel Bolt Pattern: Number of B... Bolt Circle:

Family: Article: 44444

Load Index: Article Number Description

Merchandise Category: 80256 24448 JAVIA SIGNATURE COFFEE (42PK)

Products 86334 GOR 12X1.5 BALL 947 USE 47344

Article 10385 25X8.000 11.44 8 GBC DRI DV

75629 22X10.5-112.00 44DG TSW GT5BY

75630 20X10.5-112.00 44DG TSW GT5BY

22893 18X8.5-114.30 44DG MBM TW5T

80834 GOR 916 TURR 1.44" OP CS

69410 15X7.4-100.00 114.30 40SL DRG DB-44

69408 15X7.4-100.00 114.30 40GD DRG DB-44

69407 15X7.4-100.00 114.30 40BK DRG DB-44

Adapt Filters (1) Go

Go

Add Cancel

- 16 Click the check box next to the miscellaneous tire article (44444). Then click **Add**.

Products

Article	Article Description
<input checked="" type="checkbox"/> 44444	MISCELLANEOUS TIRE

Add Cancel

- 17 Enter a quantity and price for the product.

44444	MISCELLANEOUS TIRE	0 days	0.00	4	0.00	100.00	0.00
-------	--------------------	--------	------	---	------	--------	------

- 18 Select the edit icon at the far right to modify the article.

Add Hardware Load Cross Selling Add Article

Net Price	Item Number	Parent Item Number	Item Category
400.00	100		ZTAN

Save as Quote Go to Checkout Cancel

- 19 Enter a description into the Article Description field.

Add Article

Product Item Number: 200

Sourcing Sourced From: Shipped From: Lead Time: 0 days

Parent Item Number: 44444

Article Description: MISCELLANEOUS TIRE

Quantity: 4

Price: 0.00 USD

Override Price: 100.00 USD

Promotion Promotion ID: Promotion Article: Promotion Description: Promotion Type: Promotion: 0.00

Miscellaneous Article Information

Submit Cancel

- 20 Enter the Gross Weight, Cross Section, Aspect Ratio, and Diameter in the required fields.

The screenshot shows the 'Edit Line Item' Fiori app interface. The 'Miscellaneous Article Information' section is highlighted with a red box. It contains the following fields:

- Valuation Price: 0.00 USD
- \*Gross Weight: 25.00 LB
- \*Size: 245, 45, 17
- Studding Tire Indicator: A dropdown menu with options SBL(1) and STD(2).

Other sections visible include Product, Sourcing, Pricing, and Promotion.

- 21 The Studding Tire Indicator is an important field when entering a miscellaneous tire.

Select SBL(1) for a tire that is not studded but can be.

Select STD(2) for a tire that is already studded.

The screenshot shows the 'Miscellaneous Article Information' section of the Fiori app. The 'Studding Tire Indicator' dropdown menu is open, showing the following options:

- SBL(1)
- STD(2)

- 22 Enter the current mileage for the customer's vehicle in the Install Mileage field.

The screenshot shows the 'Edit Line Item' Fiori app interface. The 'Install Mileage' field is highlighted with a red box and contains the value 25000.

- 23 When finished click **Submit**.

The screenshot shows the 'Submit' and 'Cancel' buttons in the Fiori app.

- 24 The article description will be shown in the cart. From here, you can click **Go to Checkout**.

The screenshot shows the 'Your Cart' Fiori app interface. The cart contains two items:

Article	Brand	Article Description	Notes	Sourced From	Shipped From	Lead Time	FET	Quantity	Price	Override Price	Promotion Amount
77777		method m/305 17x8 5-100 35Bik				0 days	0.00	4	0.00	100.00	0.00
44444		245/45/17 goodyear supertire				0 days	0.00	4	0.00	100.00	0.00

The 'Go to Checkout' button is highlighted with a red box.

- 25 On the Fulfillment Details screen, if shipping to the customer, verify the shipping address.  
Otherwise, select a maintained installer from the list or select a DT store.

1 Fulfillment Details 2 Calculate Shipping 3 Notes

Shipping Address

Ship To: ☒ Customer ☐ Installer ☐ Store

Customer: 20633 N 31st Dr, Phoenix AZ 85027-3093

\*First Name: James

Last Name: Drank

\*Address Line 1: 20633 N 31st Dr

Address Line 2:

\*City: Phoenix

\*State: AZ (Arizona)

\*Zip Code: 85027-3093

Billing Address

Same as Shipping

- 26 If selecting a store, click on the blue boxes in the store field.

1 Fulfillment Details 2 Calculate Shipping 3 Notes

Ship To: ☐ Customer ☐ Installer ☒ Store

\*Store: [Blue box]

First Name:

Last Name:

Address Line 1:

Address Line 2:

City:

State:

Zip Code:

Country:

Billing Address

Same as Shipping

Enter the customer zip code, click **Go**.

Select: Ship To Store

Hide Advanced Search

State: [Dropdown]

City: [Dropdown]

Zip Code: 85027-3093

First Name: [Text]

Last Name: [Text]

House Number: [Text]

Street: [Text]

Address Line 2: [Text]

Phone: [Text]

Items (220)

ID	First Name	Last Name	Address Line 1	Address Line 2	City
1000	ALPHACORE STORE		2000 N 1st St		PHO
1001	ALPHACORE STORE		2000 N 1st St		PHO
1002	ALPHACORE STORE		2000 N 1st St		PHO
1003	ALPHACORE STORE		2000 N 1st St		PHO
1004	ALPHACORE STORE		2000 N 1st St		PHO
1005	ALPHACORE STORE		2000 N 1st St		PHO
1006	ALPHACORE STORE		2000 N 1st St		PHO
1007	ALPHACORE STORE		2000 N 1st St		PHO
1008	ALPHACORE STORE		2000 N 1st St		PHO
1009	ALPHACORE STORE		2000 N 1st St		PHO
1010	ALPHACORE STORE		2000 N 1st St		PHO
1011	ALPHACORE STORE		2000 N 1st St		PHO
1012	ALPHACORE STORE		2000 N 1st St		PHO
1013	ALPHACORE STORE		2000 N 1st St		PHO
1014	ALPHACORE STORE		2000 N 1st St		PHO
1015	ALPHACORE STORE		2000 N 1st St		PHO
1016	ALPHACORE STORE		2000 N 1st St		PHO
1017	ALPHACORE STORE		2000 N 1st St		PHO
1018	ALPHACORE STORE		2000 N 1st St		PHO
1019	ALPHACORE STORE		2000 N 1st St		PHO
1020	ALPHACORE STORE		2000 N 1st St		PHO

Cancel

Then select a store from the list provided by clicking the empty box next to the store number.

Select: Ship To Store

Hide Advanced Search

State: [Dropdown]

City: [Dropdown]

Zip Code: 85027-3093

First Name: [Text]

Last Name: [Text]

House Number: [Text]

Street: [Text]

Address Line 2: [Text]

Phone: [Text]

Items (1)

ID	First Name	Last Name	Address Line 1	Address Line 2	City
1000	ALPHACORE STORE		2000 N 1st St		PHO
1001	ALPHACORE STORE		2000 N 1st St		PHO
1002	ALPHACORE STORE		2000 N 1st St		PHO
1003	ALPHACORE STORE		2000 N 1st St		PHO
1004	ALPHACORE STORE		2000 N 1st St		PHO
1005	ALPHACORE STORE		2000 N 1st St		PHO
1006	ALPHACORE STORE		2000 N 1st St		PHO
1007	ALPHACORE STORE		2000 N 1st St		PHO
1008	ALPHACORE STORE		2000 N 1st St		PHO
1009	ALPHACORE STORE		2000 N 1st St		PHO
1010	ALPHACORE STORE		2000 N 1st St		PHO
1011	ALPHACORE STORE		2000 N 1st St		PHO
1012	ALPHACORE STORE		2000 N 1st St		PHO
1013	ALPHACORE STORE		2000 N 1st St		PHO
1014	ALPHACORE STORE		2000 N 1st St		PHO
1015	ALPHACORE STORE		2000 N 1st St		PHO
1016	ALPHACORE STORE		2000 N 1st St		PHO
1017	ALPHACORE STORE		2000 N 1st St		PHO
1018	ALPHACORE STORE		2000 N 1st St		PHO
1019	ALPHACORE STORE		2000 N 1st St		PHO
1020	ALPHACORE STORE		2000 N 1st St		PHO

Cancel

When you return to the Fulfillment Details screen, click **Next**.

1 Fulfillment Details 2 Calculate Shipping 3 Notes 4 Order Summary

Shipping Address

Ship To: ☐ Customer ☐ Installer ☒ Store

\*Store: AZ0001 TECHNICAL CENTER (AZ0001)

First Name: James

Last Name: Drank

Address Line 1: 20633 N 31st Dr

Address Line 2:

\*City: Phoenix

\*State: AZ (Arizona)

\*Zip Code: 85027-3093

Billing Address

Same as Shipping

Customer: 20633 N 31st Dr, Phoenix AZ 85027-3093

\*First Name: James

Last Name: Drank

\*Address Line 1: 20633 N 31st Dr

Address Line 2:

\*City: Phoenix

\*State: AZ (Arizona)

\*Zip Code: 85027-3093

\*Phone: 85027-3093

View Cart Save as Quote Next Cancel

- 27 On the Calculate Shipping screen, select the preferred shipping method then click **Next**.

- 28 On the Notes screen, enter any notes relevant to the order. Special Instructions will go to the Distribution Center (DC). When finished, click **Next**.

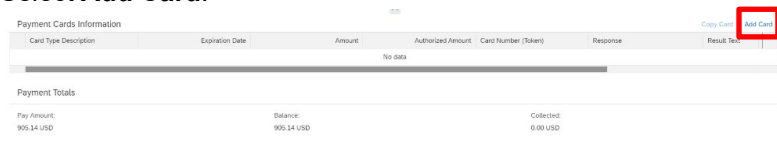
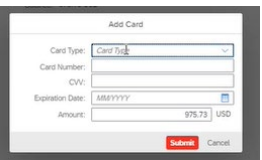
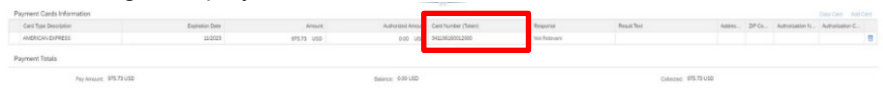
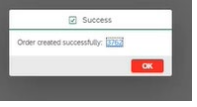
Note: If you choose to **Save as Quote**, any notes entered at this point will not be saved.

- 29 On the Order Summary Screen, perform the Benediction. Review every aspect of the order to make sure all information is entered correctly.

Click **Make Payment**.

Article	Brand	Article Description	Selected From	Shipped From	Lead Time	Requested Delivery Date	FET	Quantity	Price	Overhead Price	Production Amount	Inventory Projection	Endowment at Price	Building Endowment at Price	Net Price	Notes	Item Number	Power Item Number	Item Category
0008	GOODYEAR	LT205/65R16 8-PLY W/IRREGULAR	WDCAL1	WDCAL1	11 days	05/03/2022	1.32	4	\$25.00	0.00	0.00	0.00	0.00	0.00	2,109.28		100		2768
0007		CERTS FOR REPAIR/ REPLACEMENT	WDCAL1	WDCAL1	0 days		0.00	4	\$1.00	0.00	0.00	0.00	0.00	0.00	292.00		101	100	2764
0000	WHEEL	20IN 4-108 10 100 400 400 400	WDCAL1	WDCAL1	12 days	05/10/2022	0.00	4	\$26.65	0.00	0.00	0.00	0.00	0.00	\$26.65		300		2768
0003	TRW	TRW WHEEL TUBE T20 400 400 400	WDCAL1	WDCAL1	18 days	05/18/2022	0.00	4	\$1.19	0.00	0.00	0.00	0.00	0.00	\$1.19		300		2099
0009		TRW MOUNTING & BALANCING	WDCAL1	WDCAL1	0 days		0.00	4	0.00	0.00	0.00	0.00	0.00	0.00	0.00		301	300	2766
0703	WEST COAST	WCA LKX 0.00 1.4 11 11 11 11	WDCAL1	WDCAL1	14 days	05/17/2022	0.00	1	\$2.10	0.00	0.00	0.00	0.00	0.00	\$2.10		400		2099

- 30 If there is an issue on the back end with receiving credit cards, a warning will pop up. If that occurs, it is acceptable to proceed with the sale and capture credit card information while you have the customer on the phone. Click **OK**.

	<p><b>Select Add Card.</b></p>  <p>Enter Card details. Click <b>Submit</b>.</p>  <p><b>Note:</b> For security purposes, the card number shown is tokenized. Only the last four digits displayed are from the actual card number.</p> 
31	Click <b>Place Order</b> .
32	Click on <b>OK</b> or click on the order number to review the order.
33	<p>If you experienced any back-end issues in step 30, to notify IT Support by sending an email to <a href="mailto:support@discounttire.com">support@discounttire.com</a>.</p> 

## Contact

Contact the Service Desk at [support@discounttire.com](mailto:support@discounttire.com) or 800-366-4399.