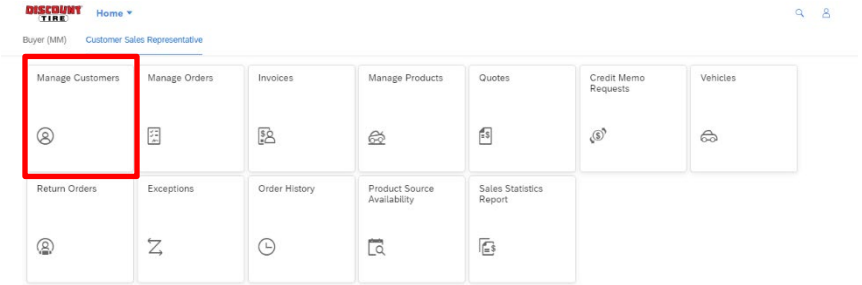
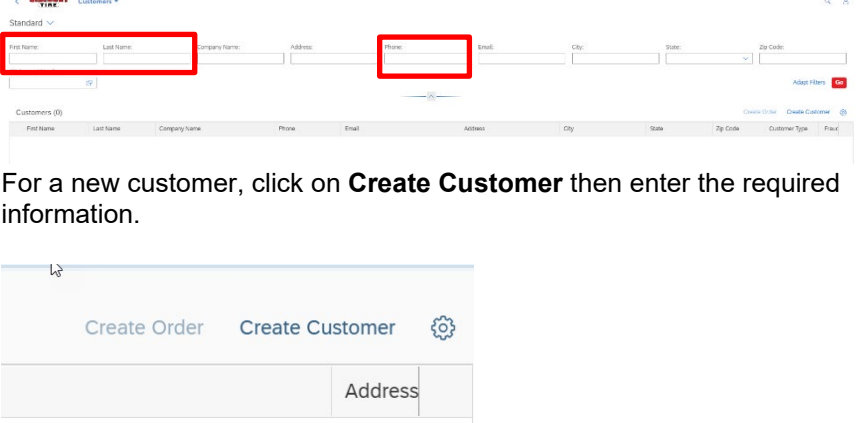



Wheel and Tire Package Using Fiori Sales App (FSA)


Introduction The Fiori Sale App (FSA) is a product of SAP. It is an online application that interfaces with the order management system for Discount Tire.

Purpose The purpose of this document is to guide agents through the steps to complete a wheel and tire package using the Fiori Sales App (FSA).

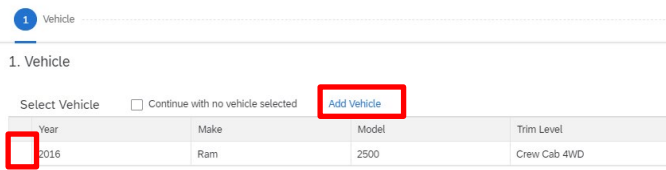
Procedure Follow these steps to complete a wheel and tire package using FSA:

| Step | Action |
|------|--|
| 1 | <p>Select the Manage Customers tile from the dashboard.</p>  |
| 2 | <p>Identify the customer by entering first name, last name, and/or phone number. Then, click Go.</p>  <p>For a new customer, click on Create Customer then enter the required information.</p> |
| 3 | <p>Once the existing customer is identified, click the chevron on the right to select the customer.</p>  |

4 From the customer profile screen, click **Create Order**.

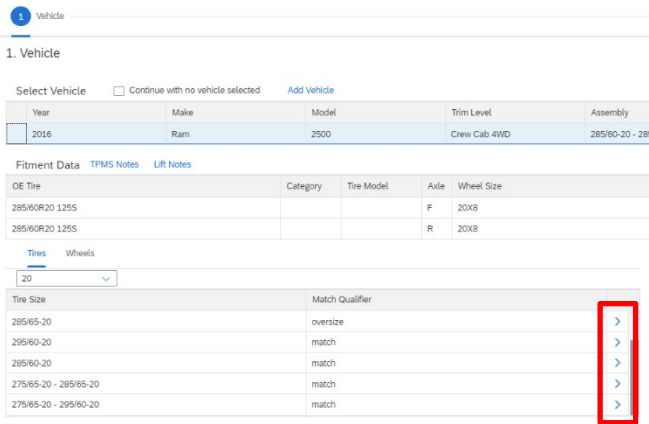


5 Select the customer vehicle by clicking the empty box on the left or if you need to add a vehicle, select **Add Vehicle**.



Note: If a vehicle is added here, it is a temporary add and will not be persisted on the customer profile. Vehicles added during customer create or from the customer profile/vehicles tab will be persisted on the customer profile.

6 Use the fitment data provided to choose a tire size for the customer. Select by clicking the chevron on the right.



7

Click on the **Wheels** tab below to view size options.
Use the fitment data provided to select a wheel size for the customer.
Select by clicking the chevron on the right.

1. Vehicle

Select Vehicle ☐ Continue with no vehicle selected [Add Vehicle](#)

| Year | Make | Model | Trim Level | Assembly |
|------|------|-------|--------------|-----------------|
| 2016 | Ram | 2500 | Crew Cab 4WD | 285/60-20 - 285 |

Fitment Data [TPMS Notes](#) [Lift Notes](#)

| OE Tire | Category | Tire Model | Axle | Wheel Size |
|----------------|----------|------------|------|------------|
| 285/60R20 1255 | | | F | 20X8 |
| 285/60R20 1255 | | | R | 20X8 |

Tires [Wheels](#)

Rim Size

| | |
|-----|---|
| 17B | > |
| 18B | > |
| 20B | > |

8

View Treadwell results by clicking **Next**.

Or, click **Skip Treadwell** to view the results for the size selected.

Selected Sizes

| Type | Size | Match Qualifier | Staggered |
|-------|-----------|-----------------|--------------------------|
| Tire | 285/60-20 | match | |
| Wheel | 20B | | <input type="checkbox"/> |

[Next](#) [Skip Treadwell](#) [Cancel](#)

9

To select the preferred tire in stock, click the cart icon on the right.

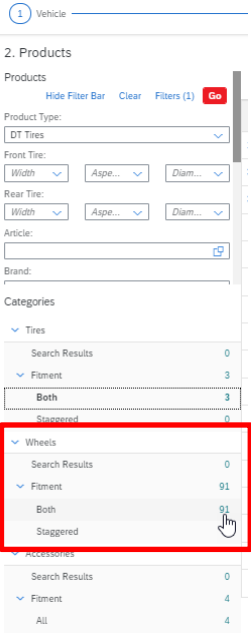
2. Products

Products (3) [Standard](#) [Read More](#) [Wholesale Price](#)

| Article | Brand | Description | Load Index | Speed Rating | Axle | Available | MSRP | Cross Site Status | Savings | Price | Quantity |
|---------|----------|--------------------------------------|------------|--------------|------|-----------|------|-------------------|---------|--------|----------|
| 8004 | 800 POKS | LT275/60R20 125R R 360 VARIAGR LT275 | 125 | R | B | 723 | 8837 | A (In-Stock) | View | 353.77 | 4 |
| 8005 | 8000H48 | LT285/60R20 125R W 360 VARIAGR LT285 | 125 | R | B | 0 | 8837 | Z (Out of Stock) | View | 358.18 | 4 |
| 8006 | 8000H48 | LT285/60R20 125G R 360 VARIAGR LT285 | 125 | G | B | 0 | 8837 | A (In-Stock) | View | 525.00 | 4 |

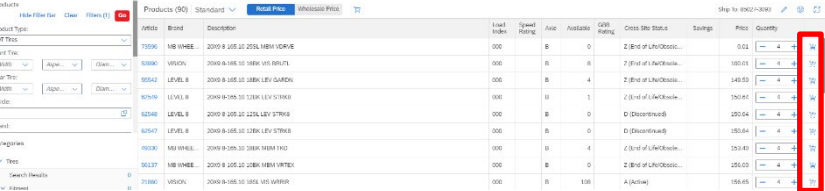
10

To view a wheel on the Product List page, scroll to the bottom on the left under Wheels, click on the number for Both.



11

To select the preferred wheel in stock, click the cart icon on the right.



- 12 If the customer would like to purchase TPMS sensors, scroll to the bottom on the right under Accessories, select **All**.

1 Vehicle

Width ▾ Aspe... ▾ Diam... ▾

Article:

Brand:

Categories

- ▼ Tires
 - Search Results 0
 - ▼ Fitment 0
 - Both 0
 - Staggered 0
- ▼ Wheels
 - Search Results 0
 - ▼ Fitment 91
 - Both 91
 - Staggered 0
- ▼ Accessories
 - Search Results 0
 - ▼ Fitment 4
 - All 4

- 13 Use the data provided to select a TPMS sensor for the customer. Click the cart icon on the right to add to the cart.

Products (4) | Standard ▾ | Retail Price | Wholesale Price | Ship To: 85027-3093 | Cart

| Article | Brand | Description | Load Index | Speed Rating | Axle | Available | QSB Rating | Cross Size Status | Savings | Price | Quantity | |
|---------|-----------|-------------------------------------|------------|--------------|------|-----------|------------|-----------------------------|---------|-------|----------|--|
| 89643 | DRL | DIL V360 TQ12 T10 SHAP-IN | 000 | | | | 0 | A (Active) | | 1.76 | 4 | |
| 89636 | TRW | TRW 9720AA TQ12 T10 433 MM2 SHAP-IN | 000 | | | | 0 | A (Active) | | 27.30 | 4 | |
| 82703 | SCHRAEDER | SCH 33500 TQ12 T10 DB-22 SENSOR | 000 | | | | 0 | 2 (End of Life/Obsolete...) | | 34.72 | 4 | |
| 89630 | TRW | TRW 6815 TQ12 T10 433 MM2 SHAP-IN | 000 | | | | 5 | A (Active) | | 41.19 | 4 | |

20X9 8-165-10 18SL V15 WRRIR
 Article #: 21680
 Quantity: 4
 Price: 156.06 USD
 626.80 USD

- 14 Click **View Cart** to proceed to checkout.

Previous **View Cart** Cancel

- 15 You will be presented with Cross Selling Articles that apply to the product selected.
 Select articles then click **Add**.

Cross Selling Articles

| Item Number | Parent Item Num. | Article | Article Description | Quantity |
|-------------|------------------|---------|------------------------------------|----------|
| ✓ 100 | 100 | 10000 | 17000000 1200 8 KEY WARRIOR DRATIC | 4 |
| ✓ 101 | 100 | 10001 | CERTS FOR REFUND REPLACEMENT | 4 |
| ✓ 300 | 100 | 10002 | TRW 6815 TQ12 T10 433 MM2 SHAP-IN | 4 |
| ✓ 301 | 100 | 10003 | FREE MOUNTING & BALANCING | 4 |
| ✓ 302 | 100 | 10004 | COMPUTER RIDE MATCHING | 4 |

Add Cancel

- 16 Hardware, such as lugs, will need to be added. Select the empty box next to the wheel article then click **Add Hardware**.

Items

| Article | Brand | Article Description | Units | Sourced From | Shipped From | Lead Time | PEP | Quantity | Price | Outside Price | Promotion Amount | Wheel Promotion Amount | Net Price | Item Number | Parent Item Number | Item Category | |
|---------|----------|-------------------------------------|-------|--------------|--------------|-----------|------|----------|---------|---------------|------------------|------------------------|-----------|-------------|--------------------|---------------|--|
| 31936 | GOODYEAR | LT285/60R20 125Q B GDY WRINGR DRATC | 1 | US AUTO-RE | WDCAL1 | 11 days | 1.00 | 1 | \$25.00 | 0.00 | 0.00 | 0.00 | 2,105.00 | 300 | | 2758 | |
| 80017 | | CERTS FOR REPAIR REPLACEMENT | 1 | WDCAL1 | WDCAL1 | 0 days | 0.00 | 1 | 80.00 | 0.00 | 0.00 | 0.00 | 202.00 | 301 | 108 | 275X | |
| 21940 | VISION | 2019 6.455 10 158L V8 WRNR | 1 | VISION-COP | WDCAL1 | 12 days | 0.00 | 1 | 180.00 | 0.00 | 0.00 | 0.00 | 628.00 | 300 | | 2758 | |
| 86483 | TRW | TRW 6615 T12 T12 103 VNC SHAP BL | 1 | WDCAL1 | WDCAL1 | 10 days | 0.00 | 1 | 41.18 | 0.00 | 0.00 | 0.00 | 184.76 | 300 | | 209P | |
| 87510 | WBEF CO. | FREE MOUNTING & BALANCING | 1 | WDCAL1 | WDCAL1 | 0 days | 0.00 | 1 | 0.00 | 0.00 | 0.00 | 0.00 | 0.00 | 301 | 300 | 270N | |

Save as Quote Go to Checkout Cancel

- 17 Select the proper hardware for the customer by checking the box. Then click **Add**.

Add Hardware

| Article | Article Description |
|---|-------------------------------------|
| <input type="checkbox"/> 82434 | GOR 14X1.5 SD USE 802SL 8054L 80284 |
| <input checked="" type="checkbox"/> 87343 | WCA 14X1.5 SD 1.9" CL BK BL |
| <input type="checkbox"/> 87344 | WCA 14X1.5 SD 1.9" CL CS BL |

Add Cancel

- 18 Note the Sourced From location, Lead Time, and Order Total. Then click **Go to Checkout**.

Order

Your Cart

Customer Name: JAMES DICK Address: 2801 N 11th St Phoenix, AZ 85017-0803 Phone: 480-402-1123 Email: jrdick@sigmat.com US

Product ID: 800170001 Price: \$80.00 Qty: 1 Sub-Total: 3,190.74 Tax: 262.40 Order Total: 3,473.14 Number of Items: 6

Items

| Article | Brand | Article Description | Units | Sourced From | Shipped From | Lead Time | PEP | Quantity | Price | Outside Price | Promotion Amount | Wheel Promotion Amount | Net Price | Item Number | Parent Item Number | Item Category | |
|---------|----------|-------------------------------------|-------|--------------|--------------|-----------|------|----------|---------|---------------|------------------|------------------------|-----------|-------------|--------------------|---------------|--|
| 31936 | GOODYEAR | LT285/60R20 125Q B GDY WRINGR DRATC | 1 | US AUTO-RE | WDCAL1 | 11 days | 1.00 | 1 | \$25.00 | 0.00 | 0.00 | 0.00 | 2,105.00 | 300 | | 2758 | |
| 80017 | | CERTS FOR REPAIR REPLACEMENT | 1 | WDCAL1 | WDCAL1 | 0 days | 0.00 | 1 | 80.00 | 0.00 | 0.00 | 0.00 | 202.00 | 301 | 108 | 275X | |
| 21940 | VISION | 2019 6.455 10 158L V8 WRNR | 1 | VISION-COP | WDCAL1 | 12 days | 0.00 | 1 | 180.00 | 0.00 | 0.00 | 0.00 | 628.00 | 300 | | 2758 | |
| 86483 | TRW | TRW 6615 T12 T12 103 VNC SHAP BL | 1 | WDCAL1 | WDCAL1 | 10 days | 0.00 | 1 | 41.18 | 0.00 | 0.00 | 0.00 | 184.76 | 300 | | 209P | |
| 86483 | | FREE MOUNTING & BALANCING | 1 | WDCAL1 | WDCAL1 | 0 days | 0.00 | 1 | 0.00 | 0.00 | 0.00 | 0.00 | 0.00 | 301 | 300 | 270N | |
| 87510 | WBEF CO. | WCA 14X1.5 SD 1.9" CL BK BL | 1 | WDCAL1 | WDCAL1 | 14 days | 0.00 | 1 | 41.18 | 0.00 | 0.00 | 0.00 | 42.18 | 400 | | 209P | |

Save as Quote Go to Checkout Cancel

- 19 You may receive a pop up for Fitment Validation. Make sure the product selected is a match. If so, click **Continue**.

Fitment Validation

| Product | Description (Product Description) | Axle | Match Qualifier | Advisory | Load Advisory | Size Advisory | Speed Advisory |
|---------|-------------------------------------|------|-----------------|-----------------|---------------|---------------|----------------|
| 31936 | LT285/60R20 125Q B GDY WRINGR DRATC | B | match | ADVISORY_NEEDED | | | LOWER_SPEED_R |

Continue Close

| | |
|----|---|
| 20 | <p>On the Fulfillment Details screen, if shipping to the customer, verify the shipping address.</p> <p>Otherwise, select a maintained installer from the list or select a DT store.</p> |
|----|---|

Shipping Address

Ship To: ☒ Customer ☐ Installer ☐ Store

Customer: 20633 N 31st Dr, Phoenix AZ, 85027-3093

*First Name: James

Last Name: Drank

*Address Line 1: 20633 N 31st Dr

Address Line 2:

*City: Phoenix

*State: AZ (Arizona)

*Zip: 85027-3093


| | |
|----|---|
| 21 | If selecting a store, click on the blue boxes in the store field. |
|----|---|

1 Fulfillment Details

2 Calculate Shipping

3 Notes

Ship To: ☐ Customer ☐ Installer ☒ Store

*Store: 

First Name:

Last Name:

Address Line 1:

Address Line 2:

City:

State:

Zip Code:

Country:

Enter the customer zip code, click **Go**.

Select: Ship To Store

[Hide Advanced Search](#) [Go](#)


| | | | |
|----------------|----------------------|----------|---------------------------------------|
| Name | <input type="text"/> | City | <input type="text"/> |
| First Name | <input type="text"/> | State | <input type="text"/> |
| Last Name | <input type="text"/> | Zip Code | <input type="text" value="-85027-9"/> |
| House Number | <input type="text"/> | Fax# | <input type="text"/> |
| Street | <input type="text"/> | Phone | <input type="text"/> |
| Address Line 2 | <input type="text"/> | | |

Returns (1220)

| Date | Prod Name | List Name | Address Line 1 | Address Line 2 | CS |
|-------|------------------------|-----------|--------------------|----------------|-----|
| 11/20 | BUFFALO SPRING | - | | | |
| 10/05 | WYOM EXTRA (2) | 1 | 505 N I ST | | (S) |
| 11/13 | HARRISON AVE (2AM RES) | 2 | 120 W HARRISON AVE | | (S) |
| 08/03 | SANFORD (SLA 36) | 1 | 2717 SPRING RD SE | | |
| 10/09 | PALM CANYON (PUD 05) | 1 | 5800 N HIGHWAY 100 | | |

Then, select a store from the list provided by clicking the empty box next to the store number.

Select: Ship To Store

[View Advanced Search](#) 

State:

City:

First Name:

State:

Last Name:

Zip Code:

House Number:


Email:

Phone:

Address Line 1:

Address Line 2:

Items (1)

| Store | First Name | Last Name | Address Line 1 | Address Line 2 | City |
|---|----------------------------|-----------|--------------------------|----------------|------|
|  WCM | ATOMIC TECHNICAL CENTER (A | 4 | 777 W PRINCE OF PEARL RD | | PHO |

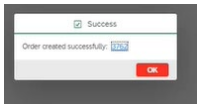
[Click to Select](#)

When you return to the Fulfillment Details screen, click **Next**.

22 On the Calculate Shipping screen, select the preferred shipping method, then click **Next**.

23 On the Notes screen, enter any notes relevant to the order. Special Instructions will go to the Distribution Center (DC). When finished, click **Next**.

Note: If you choose to **Save as Quote**, any notes entered at this point will not be saved.

| | |
|----|---|
| 26 | Click Place Order . |
| 27 | Click OK or click on the order number to review the order.  |
| 28 | If you experienced any back-end issues in step 25, be sure to notify IT Support by sending an email to support@discounttire.com . |

Contact

Contact the Service Desk at support@discounttire.com or 800-366-4399.
