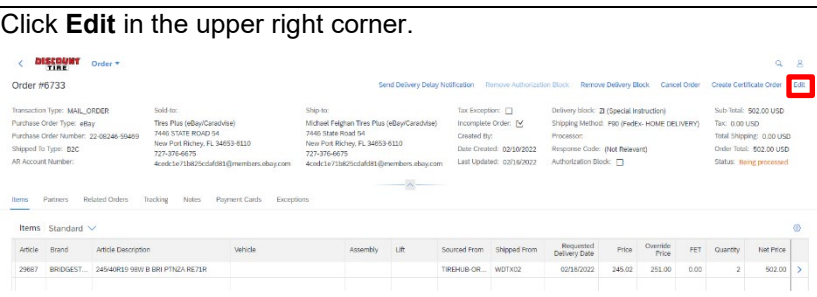
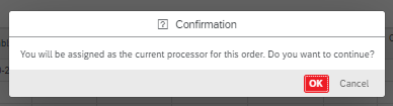


eBay Caradvice Order (continued)

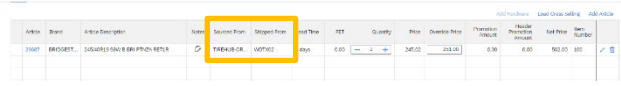
4 Click **Edit** in the upper right corner.



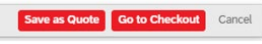
5 A confirmation will display. Click **OK**.



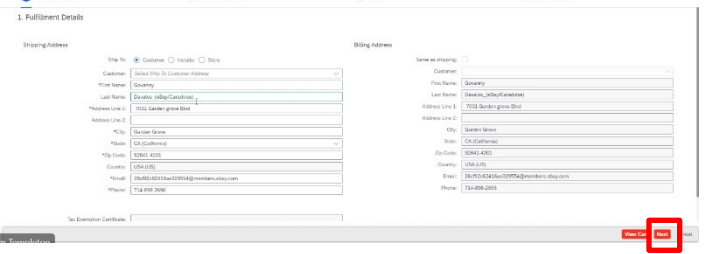
6 Verify the product has sourcing information and proceed to check out. If there is no sourcing information, proceed to manual sourcing and mark as an exception, if no stock is available.



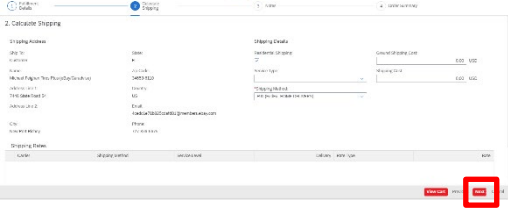
When you are ready, click **Go to Checkout** in the lower right corner.



7 The fulfillment details will remain the same as when the order was created. Click **Next**.



8 There is no need to calculate shipping. Click **Next**.



eBay Caradvise Order (continued)

9 Add notes, if applicable, then click **Next**.

10 Order Summary screen. Click **Make Payment**.

11 PayPal eBay funds will already be here from when the order was created. Click **Update Order**.

12 A message will pop up stating the order was updated successfully. Click **OK** to complete the order.

Contact

Contact the Service Desk at support@discounttire.com or 800-366-4399.