

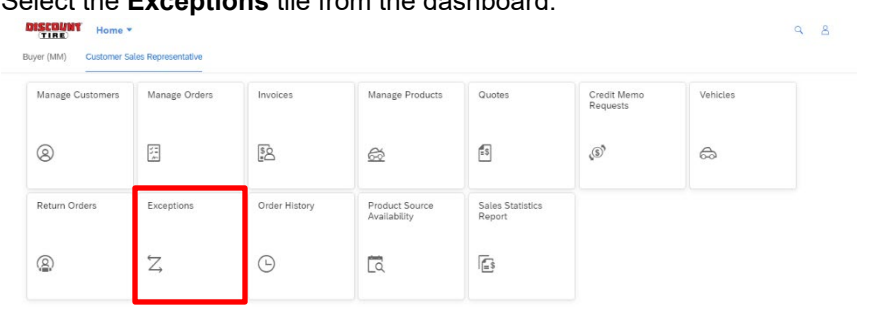
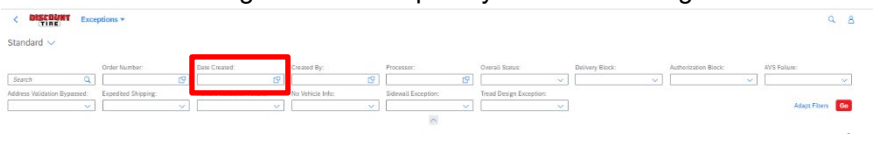
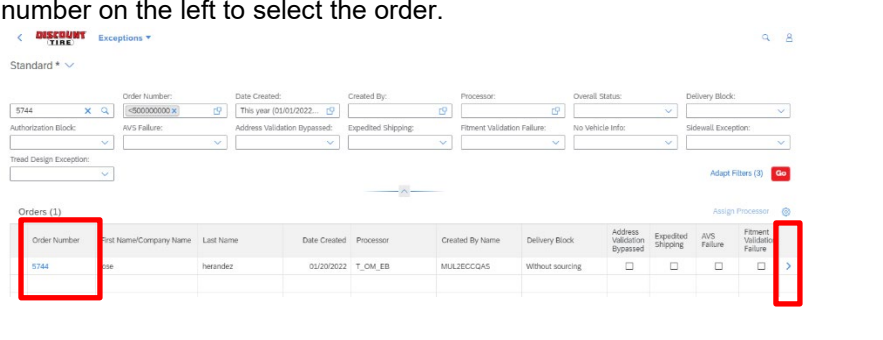
eBay Combined Order using Fiori Sales App

Introduction The Fiori Sale App (FSA) is a product of SAP. It is an online application that interfaces with the order management system for Discount Tire.

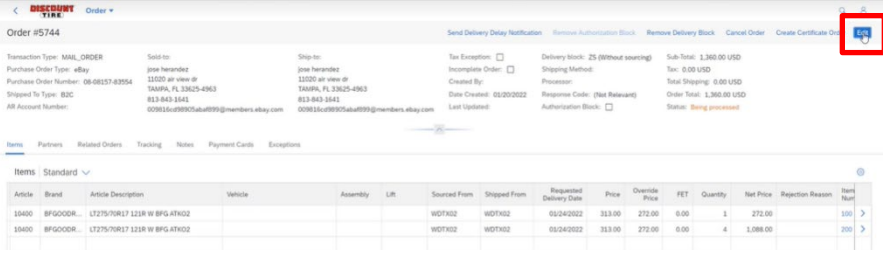
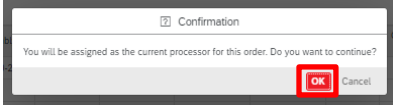
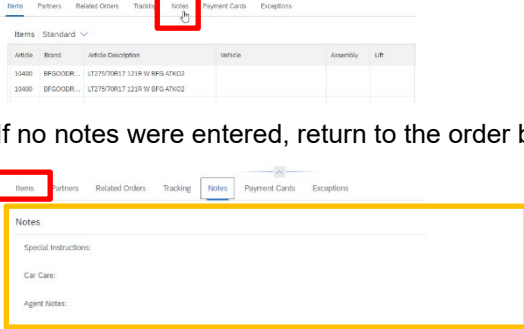
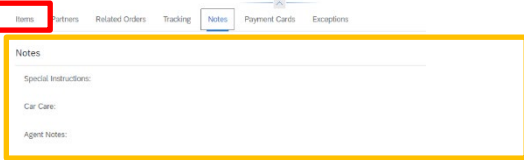
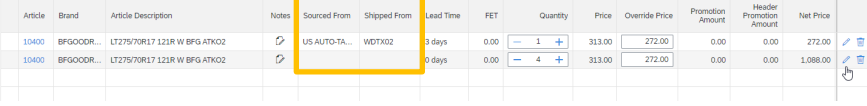
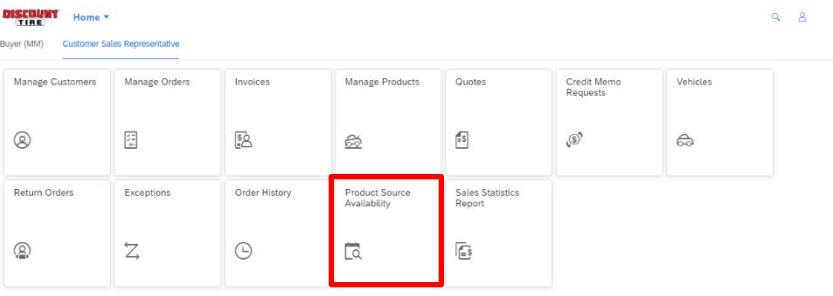
Purpose The purpose of this document is to guide agents through the steps to create an eBay combined order using FSA.

eBay Combined Orders

Follow these steps to create an eBay combined order:

1	<p>Select the Exceptions tile from the dashboard.</p> 																						
2	<p>Select the Date Range for the exception you are searching. Then click Go.</p> 																						
3	<p>Once the order is identified, click the chevron on the right or the order number on the left to select the order.</p>  <table border="1"> <thead> <tr> <th>Order Number</th> <th>First Name/Company Name</th> <th>Last Name</th> <th>Date Created</th> <th>Processor</th> <th>Created By Name</th> <th>Delivery Block</th> <th>Address Validation Bypassed</th> <th>Expedited Shipping</th> <th>AVS Failure</th> <th>Firmnet Validation Failure</th> </tr> </thead> <tbody> <tr> <td>5744</td> <td>ese</td> <td>herandez</td> <td>05/20/2022</td> <td>T_OM_EB</td> <td>MULECCQAS</td> <td>Without sourcing</td> <td></td> <td></td> <td></td> <td></td> </tr> </tbody> </table>	Order Number	First Name/Company Name	Last Name	Date Created	Processor	Created By Name	Delivery Block	Address Validation Bypassed	Expedited Shipping	AVS Failure	Firmnet Validation Failure	5744	ese	herandez	05/20/2022	T_OM_EB	MULECCQAS	Without sourcing				
Order Number	First Name/Company Name	Last Name	Date Created	Processor	Created By Name	Delivery Block	Address Validation Bypassed	Expedited Shipping	AVS Failure	Firmnet Validation Failure													
5744	ese	herandez	05/20/2022	T_OM_EB	MULECCQAS	Without sourcing																	

eBay Combined Orders (continued)

- 4 The order will display, click **Edit** in the upper right corner to begin manual sourcing.
- 
- 5 A confirmation will display. Click **OK**.
- 
- 6 You will need to check notes to see if there were any special instructions left by the customer.
Click on the **Notes** tab.
- 
- If no notes were entered, return to the order by clicking the **Items** tab.
- 
- 7 The order will display. A combined order is two orders the customer purchased at the same time. In this case, the first tire was sourced automatically. The other four tires will need to be manually sourced.
- 
- 8 To find the product for sourcing, open FSA in a second tab on your browser and click on **Product Source Availability**.
- 

**eBay
Combined
Orders**
(continued)

9

Enter the article number, customer zip code, and quantity.

Click **Go**.

FSA will find the closest location to the customer with the desired quantity in stock.

Source	Lead Time	ATP Date	Rank
US AUTO-TAMPA FL #4452 (27620)	3 days	02/16/2022	1
US AUTO-ORLANDO FL #44 (27619)	3 days	02/16/2022	2
ATD-CHATTANOOGA TN #047 (60184)	5 days	02/16/2022	3
US AUTO-HOUSTON TX #4502 (27632)	6 days	02/16/2022	4

Take note of the Vendor Number in parenthesis, you will need to enter this number when returning to the order.

10

Return to the previous tab with the order displayed.

To edit the line item that needs manual sourcing, click the edit icon within that line.

Article	Brand	Article Description	Notes	Sourced From	Shipped From	Lead Time	FET	Quantity	Price	Override Price	Promotion Amount	Header Promotion Amount	Net Price
10400	BFGOODR...	L727570R17 121R W BFG ATK02		US AUTO-TA...	WDTX02	3 days	0.00	1	313.00	272.00	0.00	0.00	272.00
10400	BFGOODR...	L727570R17 121R W BFG ATK02				0 days	0.00	4	313.00	272.00	0.00	0.00	1,088.00

11

The Edit Line Item window will open. Combined orders are drop shipped to the customer. In the DC Override field, select WDTX02.

eBay Combined Orders (continued)

12 Enter the Vendor Number from step 9 into the Vendor Override field.

13 Select a Requested Delivery Date.
Then click **Submit**.

Note: eBay combined orders are drop shipped; calculate at least 2 days for shipping to the customer.

14 When you return to the order, you will see the sourcing information is completed for both products along with WDTX02 for drop shipping.

Items

Article	Brand	Article Description	Notes	Sourced From	Shipped From	Lead Time	FET	Quantity	Price	Override Price	Promotion Amount	Header Promotion Amount	Net Price
10400	BFGOODRICH	LT27570R17 121R W BFG ATK02		US AUTO-TA...	WDTX02	days	0.00	1	313.00	272.00	0.00	0.00	272.00
10400	BFGOODRICH	LT27570R17 121R W BFG ATK02		US AUTO-TA...	WDTX02	days	0.00	4	313.00	272.00	0.00	0.00	1,088.00

Go to Checkout Cancel

You are ready to click **Go to Checkout** in the lower right corner.

Save as Quote **Go to Checkout** Cancel

**eBay
Combined
Orders**
(continued)

15 The Fulfillment Details will remain the same as when the order was created.

Click **Next**.

16 There is no need to Calculate Shipping.

Click **Next**.

17 Add notes if applicable then click **Next**.

18 Order Summary screen.

Click **Make Payment**.

19 PayPal eBay funds will already be here from when the order was created.

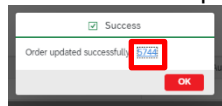
Click **Update Order**.

**eBay
Combined
Orders
(continued)**

20

A message will pop up stating the order was updated successfully.

Click **OK** to complete the order.

**Contact**

Contact the Service Desk at support@discounttire.com or 800-366-4399.