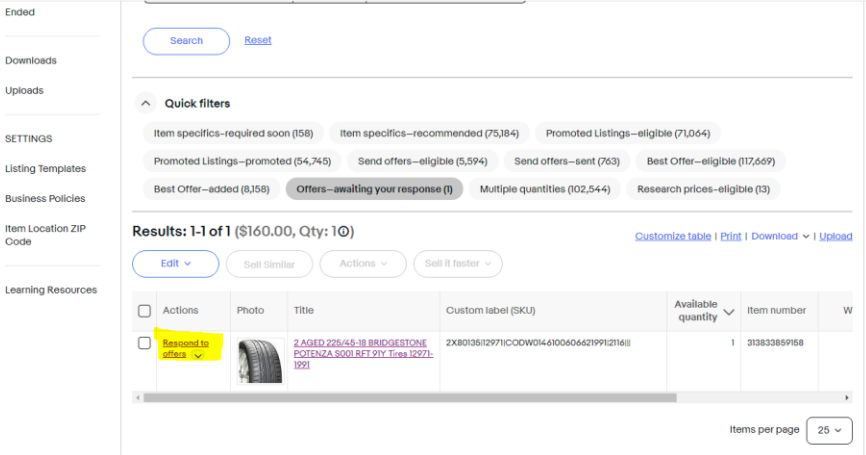
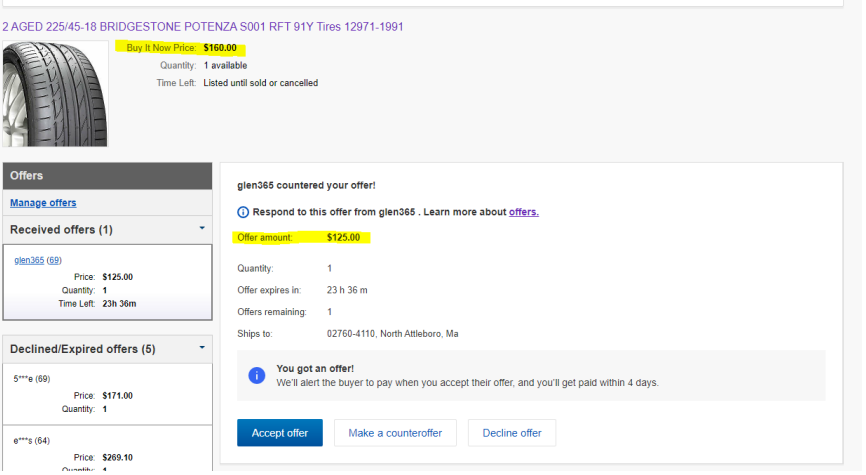



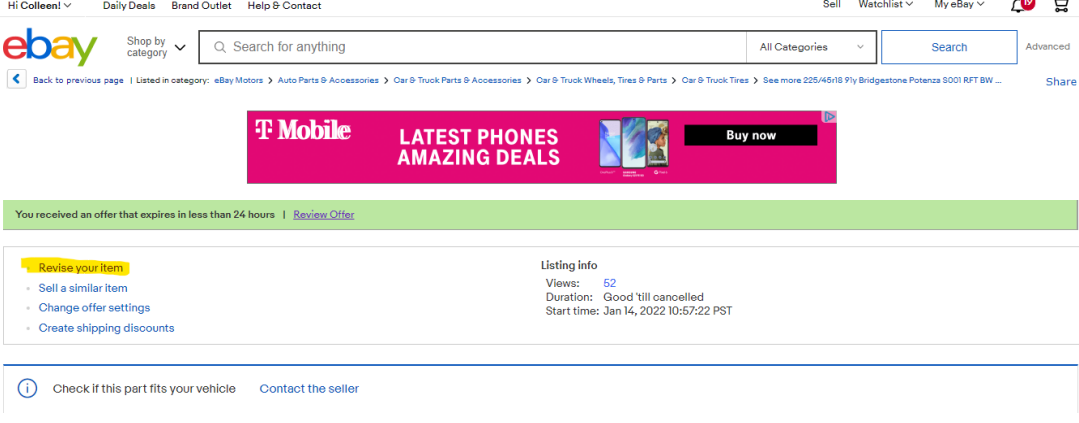
Responding to eBay Offers

Description:
 How to respond to eBay offers

Guidelines:
 When in doubt of the buyer’s offer price see Alisha, Kate or Addam.

Process:

STEP	ACTION
1	Go to the Offers awaiting your response page under “Manage Active Listings”
2	<p>Right click on Respond to offers and open in a new tab:</p> 
3	<p>Look at the <u>Buy It Now</u> price and the <u>Offer amount</u> price:</p> 

4	<p>Right click on the listing title and open in a new tab:</p> 
5	<p>Right click on Revise your item and open in a new tab:</p> 
5	<p>Scroll down to “Pricing” and look at “Offers”. If the customer’s offer is less than \$10, from the “Auto-accept price”, then go ahead and accept offer. If it is more than that, send a counteroffer with the auto-accept price.</p>
Note:	<p>Never go below the “Minimum offer” price, and try to stay as high as you can when negotiating.</p>

Contact:

Alisha Barton - alisha.barton@discounttire.com

Kate Heward - katelyn.heward@discounttire.com