

Accessing the DTU Learning System

Description

The DTU learning system can be accessed using:

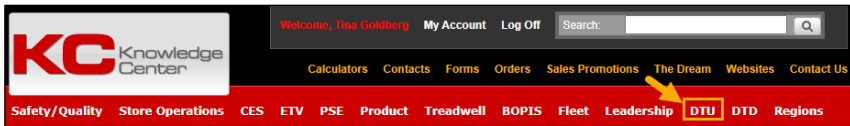
- a link on the KC
- the Okta dashboard from inside or outside the Discount Tire network (VPN is not required)
- the mobile app

Disclaimer

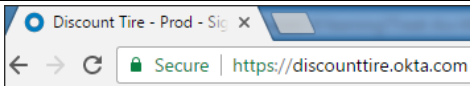
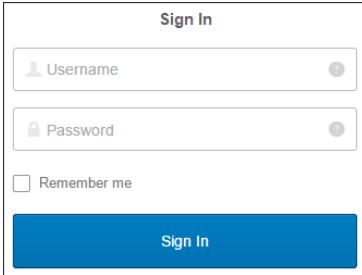

Please read and adhere to the following terms and conditions to use the Discount Tire University (DTU) learning system.

- Do not share, provide, copy, or divulge any eLearning content. "Content" refers to any materials, documents, images, graphics, logos, design, audio, video, and any other information provided from DTU.
- Access the DTU learning system during your working hours and understand that accessing the system outside of your working hours will not result in additional pay.
- Adhere to the Dream and Vision of Discount Tire by using this site responsibly and avoiding making any entries that contains derogatory or offensive language.




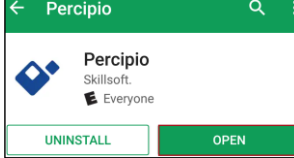

Accessing via the KC

Step	Action
1	Access the learning system via the KC: http://portalprd.discounttire.com
2	Click DTU located at the top of the page.  <p>Note: If accessing for the first time, you may be prompted to enter information detailed on page 4.</p>

Accessing via the Okta Dashboard – Both Inside and Outside of DT Network

Step	Action
1	Type discounttire.okta.com in your browser. 
2	In the Username field, type your employee ID . In the Password field, type your Okta/Windows password. This is the password used to log into your computer each day. Click Sign In . 
3	Click the Discount Tire University tile. 

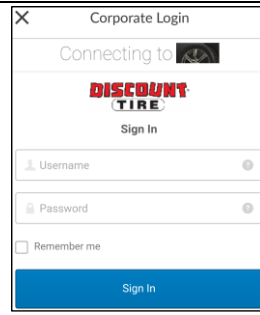
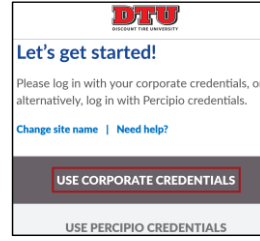
Accessing via Mobile App – Android

Step	Action
1	Scan the QR code or using your mobile device, click the Play Store icon.  Note: Safety Focus and compliance courses are not available at this time via the mobile app.
2	In the Search field, type Percipio . In the results that display, select the Percipio mobile app. 
3	Click Install and accept any terms or conditions. 
4	Click Open . 
5	Type discounttire in the your site name field. Click Next . 


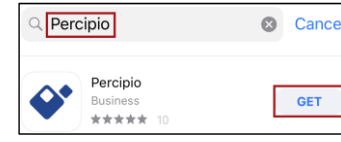

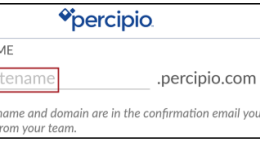
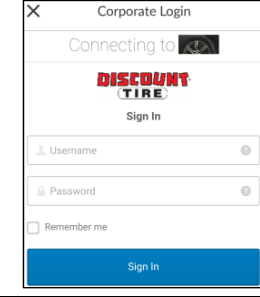
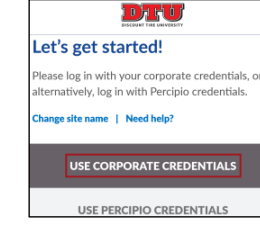
Continued on next page

Continued from previous page

**Accessing via
Mobile App -
Android**

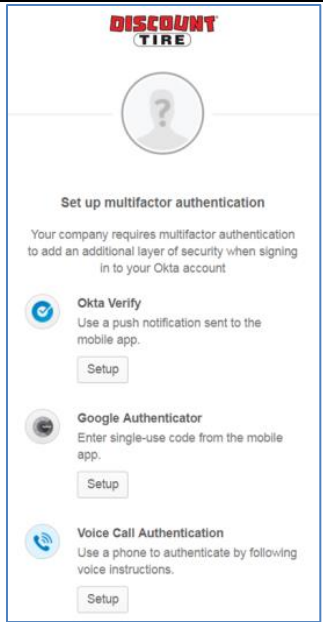
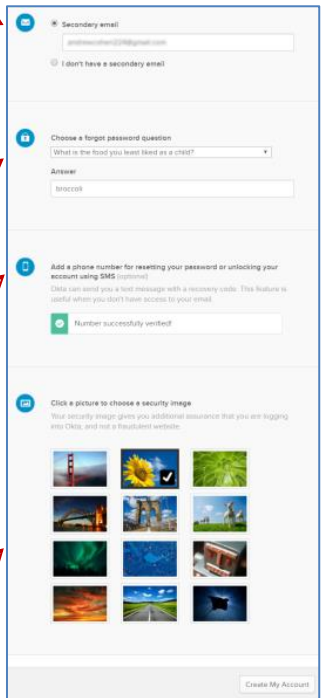
6	<p>In the Username field, type your employee ID.</p> <p>In the Password field, type your Okta/Windows password. This is the password used to log into your computer each day.</p> <p>Click Sign In.</p>	
7	<p>If prompted, click USE CORPORATE CREDENTIALS.</p>	

**Accessing via
Mobile App -
Apple**

Step	Action	
1	<p>Using your mobile device, click the App Store icon.</p> <p>Note: Safety Focus and compliance courses are not available at this time via the mobile app.</p>	
2	<p>In the Search field, type Percipio.</p> <p>In the results that display, click Get for the Percipio Business mobile app.</p>	
4	<p>Click Install and then Open.</p>	
5	<p>Type discounttire in the your sitename field.</p> <p>Click Next.</p>	
6	<p>In the Username field, type your employee ID.</p> <p>In the Password field, type your Okta/Windows password. This is the password used to log into your computer each day.</p> <p>Click Sign In.</p>	
7	<p>If prompted, click USE CORPORATE CREDENTIALS.</p>	

First Time Access to DTU Learning System

If accessing the DTU learning system for the first time, you may be prompted to select and enter the information detailed below.

Step	Action
1	<p>Select one or more of the Multifactor Authentication (MFA) methods and follow the instructions to set up MFA. This will allow you to verify your identify, if requested.</p> <p>If you have a smartphone, the Okta Verify app is the easiest way to provide authentication. Google Authenticator is another app you can use for authentication.</p> <ul style="list-style-type: none"> Select the app you prefer. Follow instructions to download and install it on your smartphone. Select Voice Call Authorization only if your phone is available for an immediate phone call. 
2	<p>Okta Multifactor account setup:</p> <ol style="list-style-type: none"> Enter a secondary email address for password recovery (i.e. gmail, yahoo, or other personal address). <i>You will receive a confirmation in your secondary email; click the link it contains to verify your email address.</i> Select a security question using the drop-down menu and type your answer in the Answer field. In the Phone number field, type your number and click Send Code. <i>(Make sure your cell phone is with you to verify.)</i> <i>Type the code that was sent to your phone via text and click Verify. Once the code has been successfully verified, click Done.</i> Click a picture to choose a security image. Click Create My Account to be routed to the DTU learning system. 

Contact

For questions regarding program or course assignment, contact DTU_Learning@discounttire.com.