

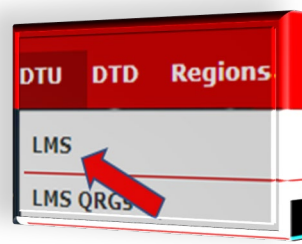
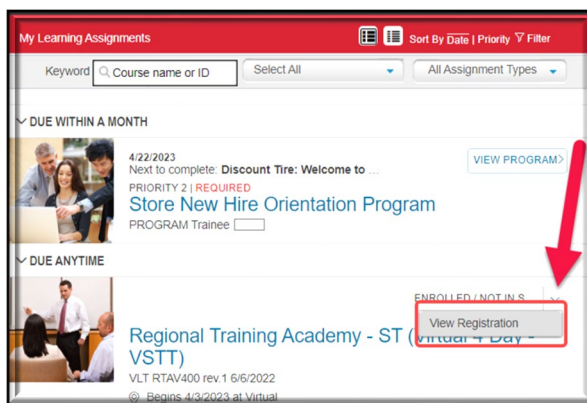
DTU Learning – Access Your Virtual Training Class Materials

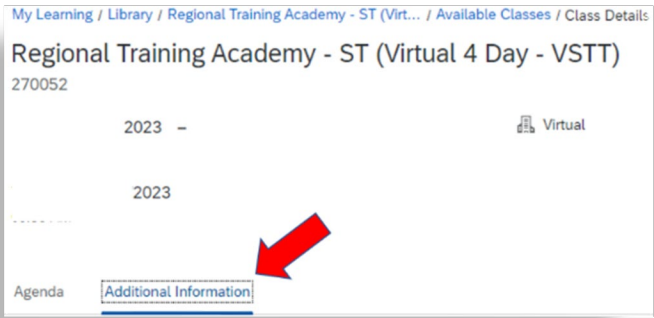
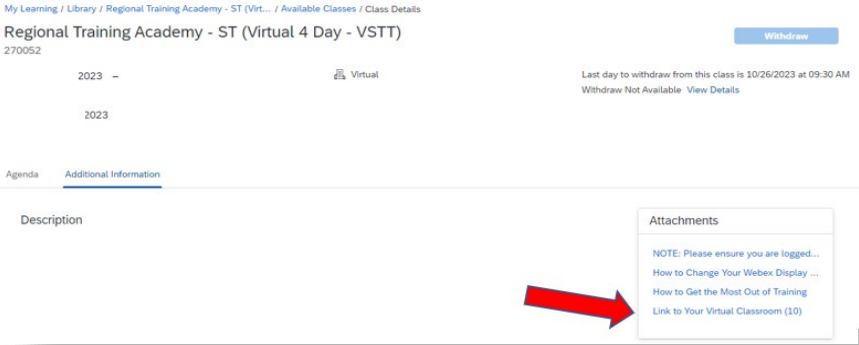
Introduction

All virtual training class materials are conveniently located in the DTU learning system. Included in this document are the steps to access and view the materials prior to class.

Important: Please ensure you are logged into the DTU learning system using the Chrome browser when accessing all class materials.

Access Your Virtual Training Class Materials

Step	Action
1	<p>On the KC, select DTU from the top bar. Then select LMS from the drop-down menu.</p> 
2	<p>The DTU learning system log in page will display.</p> <ol style="list-style-type: none"> Enter your username (employee ID) and password (Okta/Windows password) in the appropriate fields. <p>Note: Your Okta/Windows password is the same password used to access Kronos and Workday.</p> <ol style="list-style-type: none"> Click Log in or the Enter key on your keyboard. 
3	<p>On your Learning page, locate the Regional Training Academy – ST (Virtual 4 Day – VSTT) course and select the drop-down arrow then select View Registration</p> 

4	<p>Select Additional Information in the Registration page.</p> 
5	<p>In the Attachments Box select Link to Your Virtual Classroom to log into WebEx class.</p> 

Contact

For further assistance, contact DTU_AcademyLogisitics@discounttire.com