

SAFETY FOCUS

NOVEMBER 2021



LET'S GET YOU TAKEN CARE OF®

FACILITIES

This year, we will be working with you to encourage safety participation from everyone at your location. To do this, you will have your own Facilities safety specific topics.

ACTION ITEMS

- Complete the DTU training
- Review and share the safety topic with your people
- Leave feedback



INSTRUCTIONS

In the next pages, you will see DTU Extended Learning training modules as well as a safety topic for the month. ➤

We have included these safety topics as they pertain to you and your people.

- 1** Print out this Focus, review the information, and **complete the action items**.
- 2** Each section has action items to help you and your team complete this Safety Focus. **Review each section carefully.**
- 3** Each Safety Leader will need to **complete the DTU training module** for the month. You will be required to complete a course test following the training module.
- 4** Once all the action items are completed, **have a group discussion** about your findings and answer your feedback questions as a team.



FEEDBACK ON THIS MONTH'S TOPIC

All feedback must be submitted through the Safety Feedback Portal.

Safety Leader: You will find the feedback questions at the end of this Safety Focus.

CONTINUE TO PAGE 2 ➤



EMERGENCY SITUATIONS WHILE DRIVING DTU EXTENDED LEARNING

Successfully handling emergencies requires knowledge of how to prevent them when possible and how to handle them when they do happen. Understanding the typical types of collisions can help you avoid them, knowing how to handle a skid can help you successfully steer out of one, and knowing how to adjust your driving to hazardous weather conditions can help you prevent or avoid weather-related emergencies.

Follow the instructions below to log in and complete your DTU Extended Learning training module.

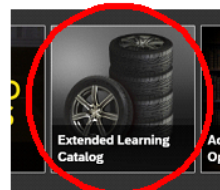


Log in to the DTU Extended Learning Catalog:

- Log in to DTU on the Knowledge Center
- Locate the Extended Learning Catalog



For **first time logging in to the Extended Learning Catalog**, follow the instructions by [clicking here](#)



- Click on View Compliance and select your training module

If you have any questions during the login process, please contact
dtu_learning@discounttire.com




Complete the Training Module:

- Complete the ***Emergency Situations While Driving*** training module
- After completing the training module, you will be required to **complete a course test**
- **Share the information** with your people




DTU Acknowledgement:

- After reviewing the monthly training module with your people, have them log into their DTU and complete the ***Emergency Situations While Driving*** acknowledgement.



Transportation
(US Edition)

Web-based Training 

Emergency Situations While Driving

Due: Dec 04, 2021



ROAD EMERGENCIES & HOW TO HANDLE THEM

Everyday driving typically consists of endless hours of driving on familiar roads without incident. When you encounter a vehicular emergency, it is imperative that you understand ways and options to address the emergency, particularly since emergencies seem to happen in the least desirable moments and circumstances.

Top 10 Road Emergencies

- Tire Blowout
- Headlight Malfunction
- Stuck Throttle/Accelerator
- No Brakes
- Engine Stall/Failure
- Collision Imminent
- Wildlife in the Road
- Driving off the Road
- Severe Weather and Hydroplaning
- Icy Roads



We all know how to handle emergencies until we don't.

[Click on the link below](#) for a more in-depth look into how to handle road emergencies.



TOP 10 ROAD EMERGENCIES AND HOW TO HANDLE THEM



Share With Your People:

- Read through the **Top 10 Road Emergencies and How to Handle Them**.
- **Share the information** you read with your people.

Be Prepared for Road Side Emergencies

- Have a safety kit in your vehicle at all times
- Do not attempt to fix anything, call a tow truck
- Do not attempt to change a tire while on the side of the road, call a tow truck

FEEDBACK ON THIS MONTH'S TOPIC

1. Did you find the information in the training module beneficial? How will you apply what you learned in the Emergency Situations While Driving training module?
2. How will you and your people prepare for the unexpected road side emergencies?