

SAFETY LEADER CTA

OCTOBER 2021

AMERICA'S
TIRE

DISCOUNT
TIRE

DISCOUNT
TIRE DIRECT

Congratulations!

TO OUR 2021 TOP 10 SAFETY LEADERS

CAN33



1

Ozzy Palomino
\$1000

CAN46



2

Victor Hernandez
\$750


CAN30



3

Matthew Bassett
\$500

CAN49



4

Andrew Kempis
\$250

CAN31



5

Nick Herrero
\$150


CAN45



6

Johny Davila

CAN28



7

Kyle Bye

CAN29



8

David Snowden

CAN48



9

Edward Vega

CAN23



10

Tyrone Snyder

Great Job CAN Region!

Congratulations to the Top 10 Safety Leaders for 2021 who all happen to be from the CAN region. Each one of these individuals has shown when working together as a team, they can make it to the top. The CAN region has worked on making safety a part of their WIG. They have shown great commitment and dedication to excel above all and promote a safety culture not only within their stores but in their region. Keep up the good work!

The metrics that went into the Top 10 Safety Leader selection included:

- (1) Safety Engagement, (2) Feedback Responses, (3) Close Call Reporting, (4) Dekra Inspections, (5) Doc Only Reporting, (6) Safety Quality Focused Video Views, (7) No Recordable Injuries

OCTOBER 2021 ACTION ITEMS

DUE OCTOBER 30

OCT 2021 CTA
Acknowledgement survey



SURVEY



INJURY TRENDS | OUR PEOPLE

Targeting the Top 3 Most Injured Body Parts

In September 2021, hands, lower back and head were the top three injured body parts, making up 51% of all injuries. Share this information with your team and talk about how to prevent these types of injuries.



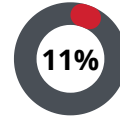
Hands

1. WEAR GLOVES!!!!
2. Use the balancer lift
3. Never lift by spokes



Lower Back

1. Use the balancer lift
2. Team lift for heavy wheels/tires
3. Stop and rest if you feel strained



Head

1. Wrap your tire bars
2. Keep face out of path of tire bar
3. Return robo-arm when finished



VEHICLE DAMAGE TRENDS | OUR CUSTOMERS

Wheel Damage and Accident in Parking Lot Topped the List in September 2021

Damaged wheels and parking lot accidents made up a combined 25% of all customer vehicle damage claims in September 2021. These two claims categories have been trending in the top 5 all year.

2021 YTD Wheel Damage

1458

Wheel Damage Claims

\$578

Average Cost Per Claim

Common Causes

1. Clamped wheel from the inside
2. Scratched by duck head
3. Wrong wheel weights used
4. Scratched by balancer cup

DID YOU KNOW?

Many wheel damage claims often result in the replacement of all four wheels, even if we only damaged one.

2021 YTD Accident in Parking Lot

856

Parking Lot Damage Claims

\$1185


Average Cost Per Claim

Common Causes

1. Backing out into vehicle entering parking lot
2. Cut wheel too sharp when pulling out of spot
3. Rushing/speeding
4. Two cars pulling out at the same time

DID YOU KNOW?

70% of parking lot accidents happen while the car is in reverse!



CONTEST WINNERS – August



Safety & Quality Focused Video Contest

Joel Martinez
TXD 05- Dallas, TX

Don't forget to scan and watch this month!

\$500 PRIZE

Close Call



Joseph Olson
CAN Region - CAN 37 - 09/07/21

Nick Lavarias
CAN Region - CAN 03 - 09/13/21

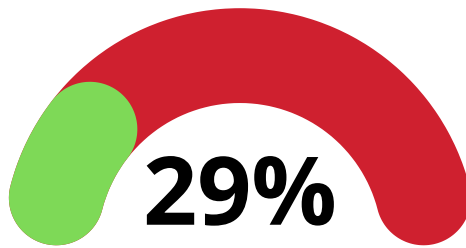
Lean Corpuz
CAN Region - CAN 14 - 09/20/21

Eric Ferris
CAN Region - CAN 32 - 09/27/21

Don't forget: When you report a Close Call, you are automatically entered to win a \$50 gift card!

Observation Results

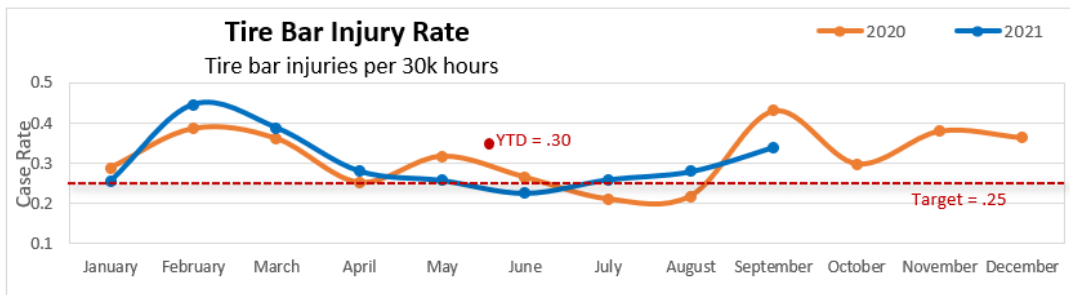
Installing the Assembly



All 16 steps for installing the assembly were completed 29% of the time

Tire Bar Injuries

Tire Bar Injuries down compared to Sept 2020



Thank you for your efforts in September to reduce tire bar injuries. Compared to 2020, there were 9 fewer total tire bar injuries. Keep a close eye on your newly hired people as they are most at risk.

SAFETY ENGAGEMENT

Through October 1st 2021

