

SAFETY FOCUS

LET'S GET YOU TAKEN CARE OF[®]

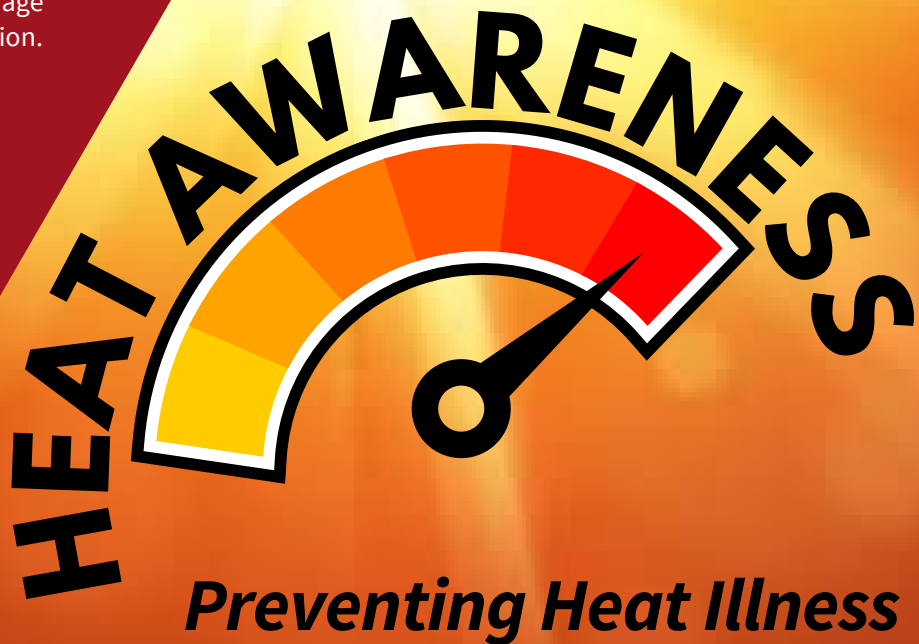
JUNE 2022

FACILITIES

This year, we will be working with you to encourage safety participation from everyone at your location.

ACTION ITEMS

- 1 Complete the DTU training
- 2 Review and share the safety topic with your people
- 3 Leave feedback



INSTRUCTIONS

- 1 Print out this Focus, review the information, and **complete the action items**.
- 2 Each section has action items to help you and your team complete this Safety Focus. **Review each section carefully.**
- 3 The Safety Leader will need to **complete the DTU training module** for the month. You will be required to complete a course test following the training module.
- 4 Once all the action items are completed, **have a group discussion** about your findings and answer your feedback questions as a team.

FEEDBACK ON THIS MONTH'S TOPIC

All feedback must be submitted through the Safety Feedback Portal.

Safety Leader: You will find the feedback questions at the end of this Safety Focus.

CONTINUE TO PAGE 2 >



HEAT CAN BE DEADLY Awareness Can Save Lives

As of April 8, 2022, OSHA has launched a National Emphasis Program on outdoor/indoor heat hazards. **STAY INFORMED:** You can read more on this topic by clicking on the image below.



OSHA NATIONAL EMPHASIS PROGRAM ON OUTDOOR AND INDOOR HEAT HAZARDS

What this means for us:

- OSHA can visit your store for heat-related inspections
- Be prepared to show them what you are doing to prevent heat illness

Manager's Responsibilities

Provide employees access to:

- cold drinking water
- rest, when needed
- cool shaded areas
- heat illness prevention awareness
- implemented acclimation procedures
 - Buddy system - watch out for each other
 - Monitor new employees for first 14 days as they acclimate

Order, if you or your people need any of the following items:


Links on where to order the items from are provided below

- Cooling Towels - [EZGarage](#)
- Water Bottles - [DT Promotions](#)
- Sun Hats - [Imagine Solutions](#)



CALL TO ACTION: As a team, come up with a plan to prevent heat illness.

OSHA COMPLIANCE



This is a very big issue we see happening at our stores. Please take the time to ensure the following:

Exit Doors:

- Must remain unlocked from the inside at all times
- Must not have any bars or locks preventing exit doors to open in case of an emergency
- Must not be obstructed by tires, equipment, or anything else



CONTINUE TO PAGE 3 >



FORKLIFT SAFETY AWARENESS

This course will help you:

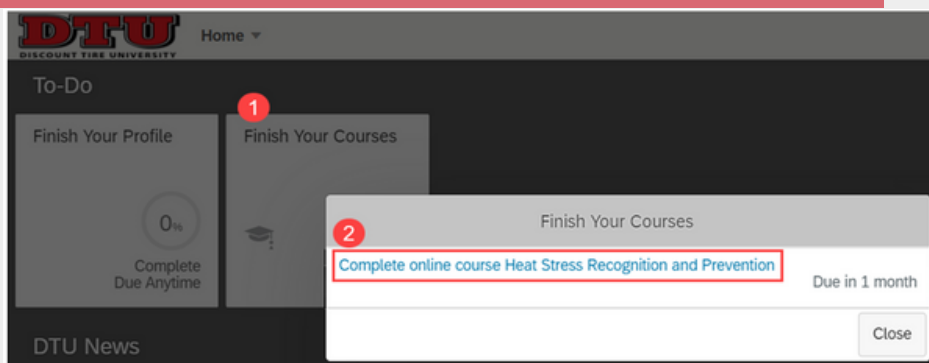
- recognize general engineering and capacity principles associated with forklift safety
- identify factors that lead to forklifts tipping over
- distinguish between safe and unsafe forklift operations
- describe the differences between driving an automobile and a forklift
- identify general loading and unloading principles associated with forklift safety
- specify safe refueling and recharging procedures
- list the steps to perform in walk-around and sit-down inspections

NEW WAY TO ACCESS THE TRAINING MODULES

This month you will be accessing the course through DTU. Managers and Senior Assistant Managers will both access the course assignments (safety course and acknowledgements) from the **DTU learning system To Do list**.

Below, you will see an example of how this assignment will look:

1. Log into the DTU learning system using your employee ID and Okta/Windows login. On the home page, click Finish Your Courses.
2. Click the name of the safety course you have been assigned.



Call to action: Complete the *Forklift Safety Awareness* training module and share what you learned with your people.

Contact dtu_learning@discounttire.com for troubleshooting.

FEEDBACK ON THIS MONTH'S TOPIC

1. What did you learn from the Forklift Safety Awareness training module?
2. What plan did you and your people come up with to keep everyone safe during the hot summer months? Include details about what you do for water, how you look out for one another (buddy system) and anything else you're doing to stay cool.