

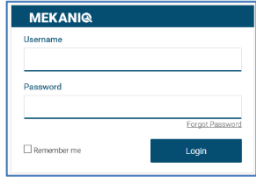
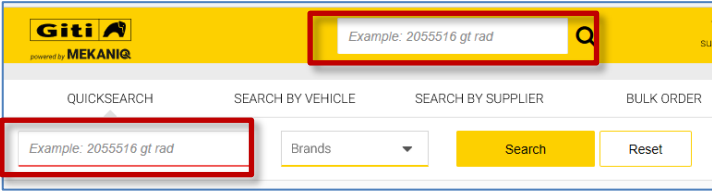
Giti / MEKANIQ User Guide

Introduction

Giti / MEKANIQ provides a website for DISCOUNT TIRE to order tires. Follow these instructions to place orders, check order status, track orders, and view order history.


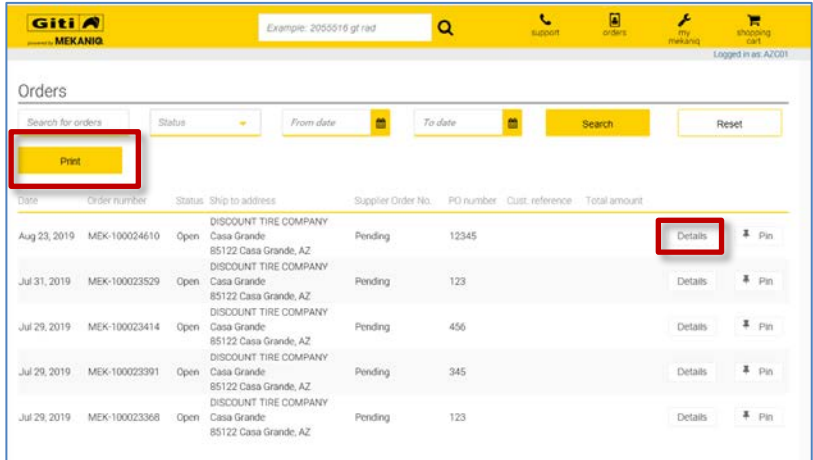
Placing an order

Follow these steps to log into the Giti / MEKANIQ site, search products, view product details, and place an order.

Step	Action
1	Open a web browser and go to: https://mekaniq.biz
2	<div> <div> User Name: Store number Ex: AZP 99 Password: Site number Ex: 1234 </div>  </div>
3	<div> Search by DT item code, tire size, or pattern using either search field, then click Search. <i>Format: 41294 for DTC item code, 2257516 for LT225/75R16, savero ht2 for Savero HT2...</i> </div> 

Viewing orders

Follow these steps to check/print order status and details:

Step	Action
1	Click the orders icon. 
2	Click Print to print the Orders page. Click Details to view more information: <ul style="list-style-type: none"> The packing slip (after the order has been pulled) The FedEx Tracking Number, with link to the website. 

Giti support

To request support and assistance, click the support icon.



Contact

Please contact Mathew Rodis at 480-606-5753 or email product_support@discounttire.com with any questions or concerns.