
Nitto Dealer Portal User Guide

Placing Orders



Contents

Login.....	2
Searching for Products.....	3
Completing Order	5
Order History	6

Login

NITTO | DEALER PORTAL

WELCOME ENTHUSIASTS

LOG IN ONCE WITH
NITTO
SINGLE SIGN-ON
Not Registered?
[Click Here >](#)

SIGN ON

USERNAME / EMAIL ADDRESS *

username

Password *

Please enter your Username or Email Address and password.

NOTE: To Access your Enthusiast Circuit account, enter your Enthusiast Circuit Account number (begins with EC) as your Username. If you do not know your Enthusiast Circuit Account number please contact the Help Desk at 1-800-953-8696 for assistance.

[I don't know my password >](#) [SIGN ON >](#)

NITTO | DEALER PORTAL HELLO ALN01

WELCOME ENTHUSIASTS

TIRE ORDERS

[CREATE AN ORDER >](#)

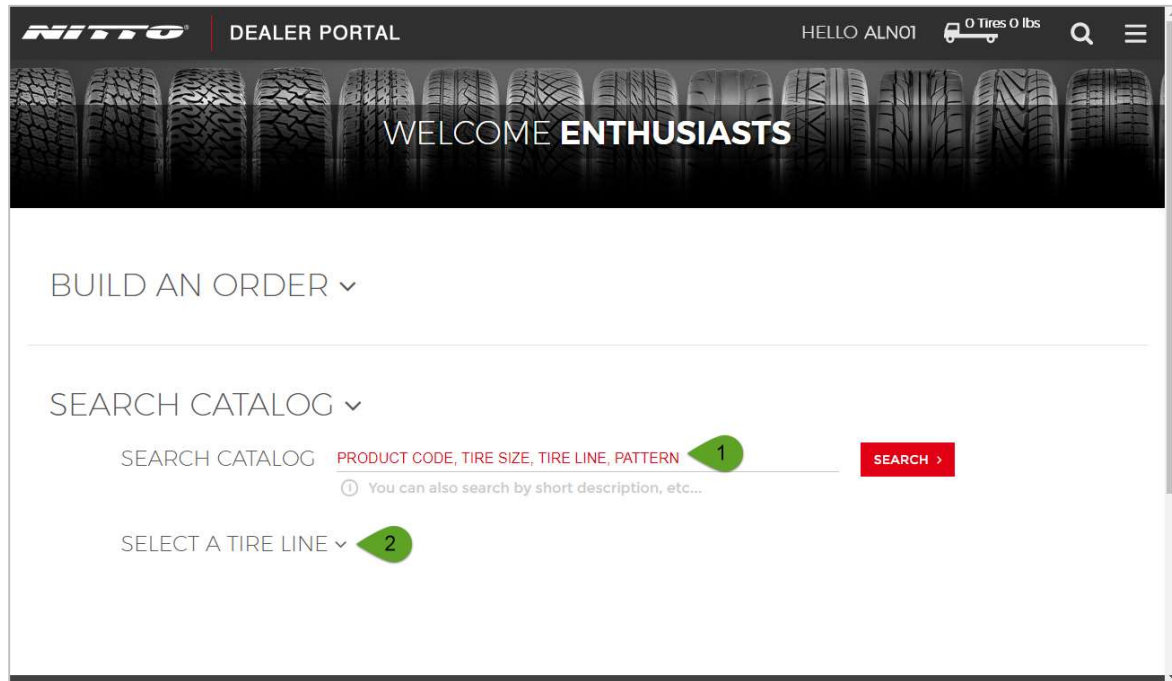
GENERAL RESOURCES
NITTOTIRE.COM
TIRE REGISTRATION

JOIN OUR COMMUNITY
FOLLOW US

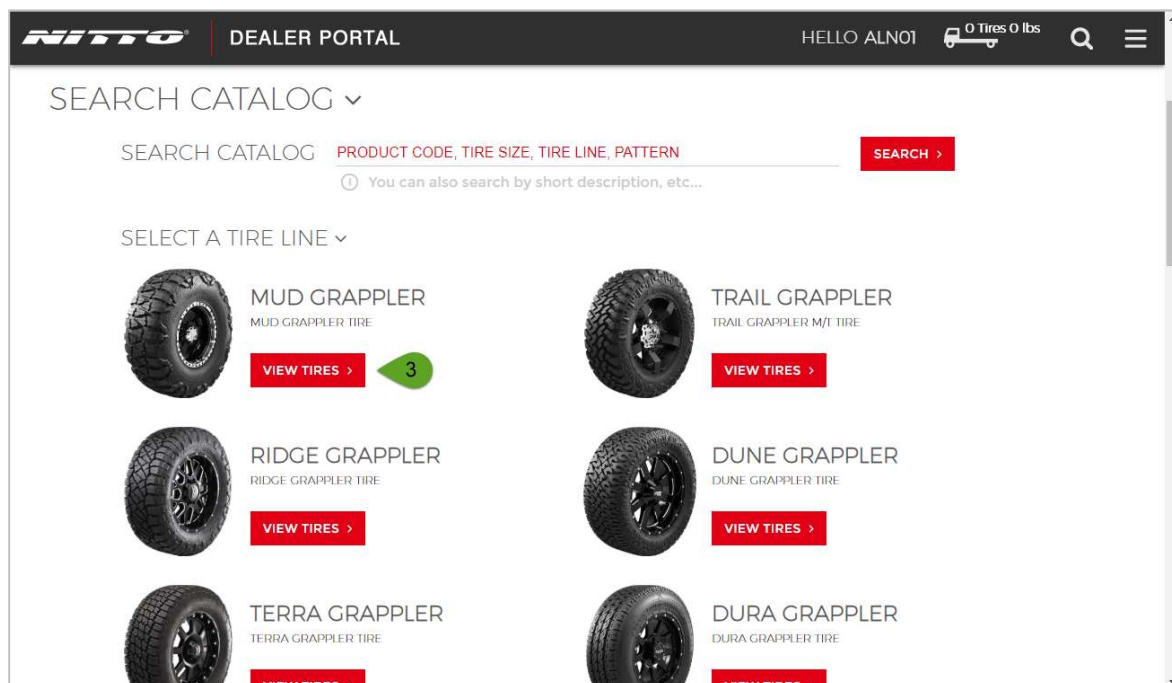
SUPPORT: 1-800-953-8696
PRESS RELEASES
To learn more about the programs, resources, tools, and information contained in this site, please contact your Regional Sales Manager.

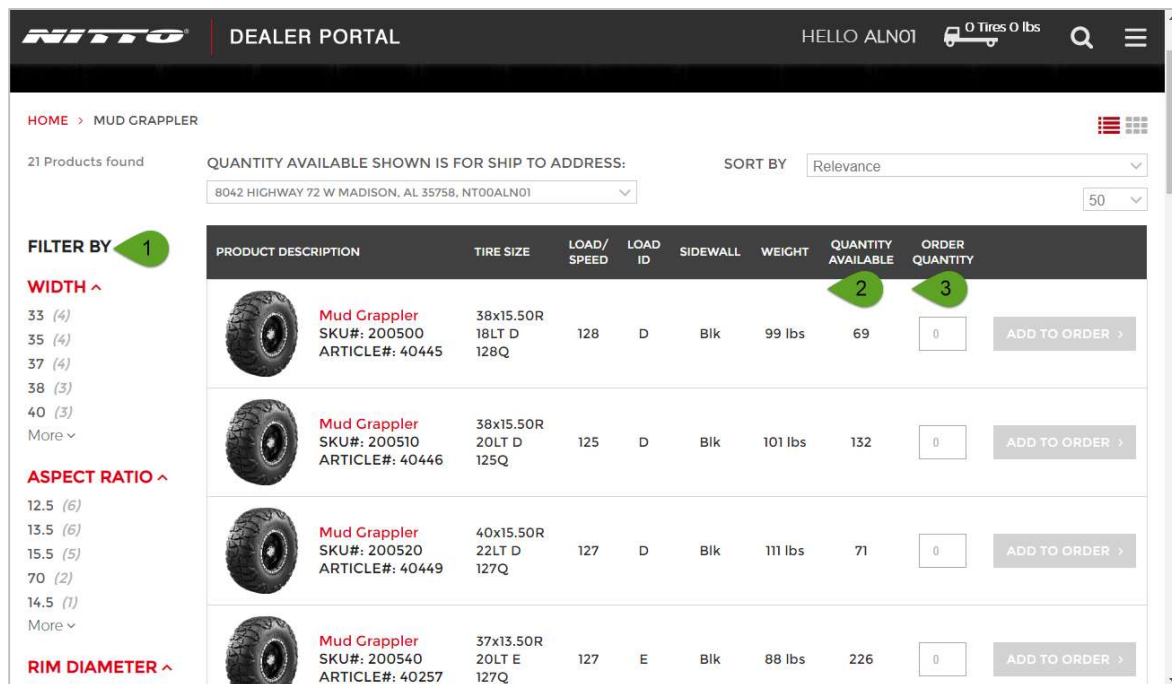
1. Login with your store's account. It should be your store number.
2. Click on Create an Order to go to the order page.

Searching for Products



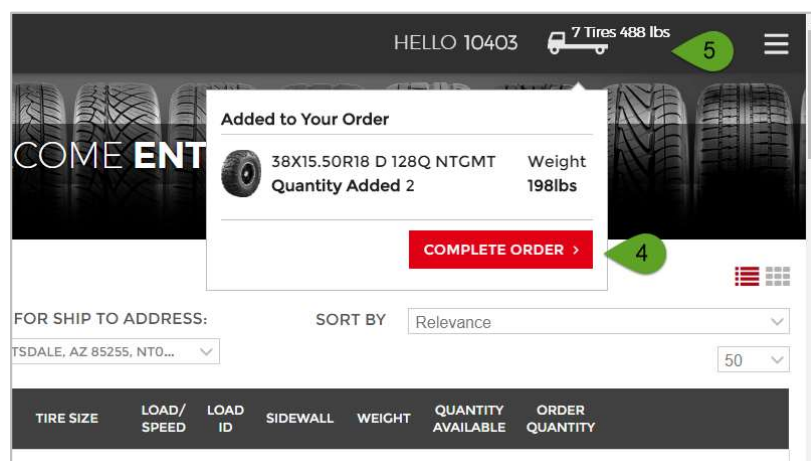
1. You can search by product code or product name in the Search Catalog field. Enter product code or the name of the tire and click the Search button.
2. To browse tires by tread pattern, click on Select a Tire Line. This will open the catalog, showing all the tread patterns available. (see below)
3. Click View Tires to see the available sizes.





Once on this page, you can scroll through the different sizes available for this tire.

1. There are filters on the left side for Width, Aspect Ratio and Rim Diameter. Just click on a size to apply the filter to the list. You can click on the applied filter amount reset the list.
2. On the left side is the quantity available. This is the quantity available to order.
3. If you are going to order tires, simply enter the quantity to order and click on the Add to Order button. You will see confirmation that the quantity was added to your order.



4. Once you have finished adding tires to the order you can click on Complete Order to go to the checkout page.
5. You can also click on the truck at the top of the page.

Completing Order

NITTO | DEALER PORTALHELLO 104035 Tires 289 lbsQ≡

WELCOME ENTHUSIASTS

HOME > CURRENT ORDER

REVIEW & SUBMIT YOUR ORDER

PO NUMBER: (Required)

SHIP TO ADDRESS:
THE REINALT-THOMAS CORPORATION d/b/a DISCOUNT TIRE CO., INC.
20225 NORTH SCOTTSDALE ROAD
SCOTTSDALE, AZ 85255
480-606-6000-...
NT0010403


BILL TO ADDRESS:
THE REINALT-THOMAS CORPORATION d/b/a DISCOUNT TIRE CO., INC.
20225 NORTH SCOTTSDALE ROAD
SCOTTSDALE, AZ 85255
480-606-6000-...
NT0010403

WILL CALL:
☐ Place Order for Will Call

COMMENTS / INSTRUCTIONS:
ATTN :TEL :4806066000FAX :4804832695

Quantity Available shown is for the current Ship To Address.

CONTINUE ORDERING TIRES >

PRODUCT DESCRIPTION	WEIGHT	QUANTITY AVAILABLE	QUANTITY ORDERED	QUANTITY ON BACKORDER
 Ridge Grappler ▾	289 lbs	2259	5	0

NOTE: In order to qualify for free shipping, your order must be at least 2000 lbs.

Orders will ship via FedEx Ground except where dimensional weight restrictions apply (click [here](#) for more information). Oversize products will ship via LTL carrier of Nitto's choice. Estimated shipping charges are provided for your convenience, actual charges may vary. If faster shipping service is required, please contact Nitto Customer Service @ 1-800-648-8652

☐ I've read and accept Nitto's Terms and Conditions

Clear Order

SUBMIT ORDER >

1. Once you get to the checkout page, you'll be **required to enter a valid purchase order number**. Submitting an order without a **valid PO** will show an error message.

PO NUMBER: (Required) PLEASE ENTER A VALID PO NUMBER

2. Once the PO# is entered, click the terms and conditions box.
3. Click Submit Order. After the order is submitted, you will get a confirmation that your order was placed. (see below)

HOME > ORDER CONFIRMATION

ORDER CONFIRMATION

Your Confirmation Number is **2904160000**.

Thank you for placing an order with Nitto Tires.

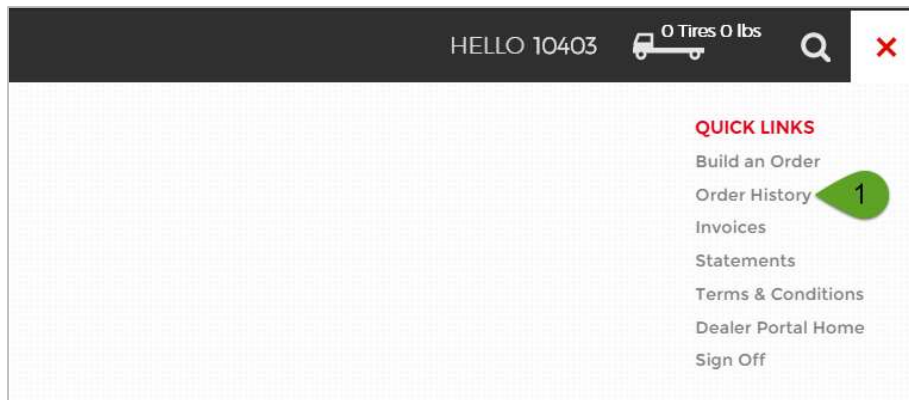
What happens next:

We'll email you this Order Confirmation for your records.

We'll email you a Delivery Order notification once the order is submitted to the warehouse for shipping.

To view or make changes to your order, please visit the [Order History](#) section, which is located in the ☰ menu icon at the top right of this page.

Order History



1. To view orders after they have been placed, open the menu on the top right and click on Order History.

HOME > ORDER HISTORY

SORT BY Date Submitted ☐ Show open Backorders only 1 2 > 50

	DATE SUBMITTED	PO NUMBER	ORDER NUMBER	STATUS	ORDERED BY	LOCATION
<input type="checkbox"/>	04/16/2019	4700000000	2904160000	In Process	10403	THE REINALT-THOMAS CORPORATION d/b/a DISCOUNT TIRE CO., INC. - 20225 NORTH SCOTTSDALE ROAD SCOTTSDALE, AZ 85255
<input type="checkbox"/>	04/09/2019	1234	180796000	In Process	nt0010403	THE REINALT-THOMAS CORPORATION d/b/ - 20225 NORTH SCOTTSDALE ROAD SCOTTSDALE, AZ 85255
<input type="checkbox"/>	04/09/2019	1234	180867000	In Process	nt0010403	THE REINALT-THOMAS CORPORATION d/b/ - 20225 NORTH SCOTTSDALE ROAD SCOTTSDALE, AZ 85255

If you need assistance placing an order, you can call Dealer Support at 1-800-953-8696 or email us at support@nittotire.com