


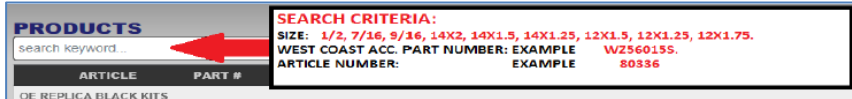
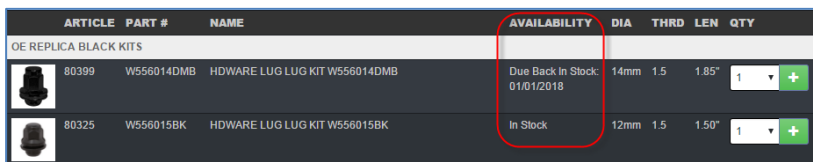
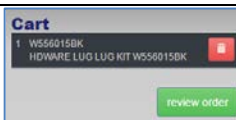
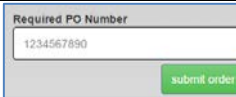
Ordering from West Coast Accessories (WCA)

Description

West Coast Accessories provides a website for DISCOUNT TIRE to place orders and view order history. Follow these instructions to order from West Coast Wheel Accessories, check order status, track orders, and view order history.

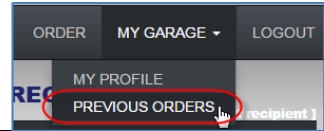
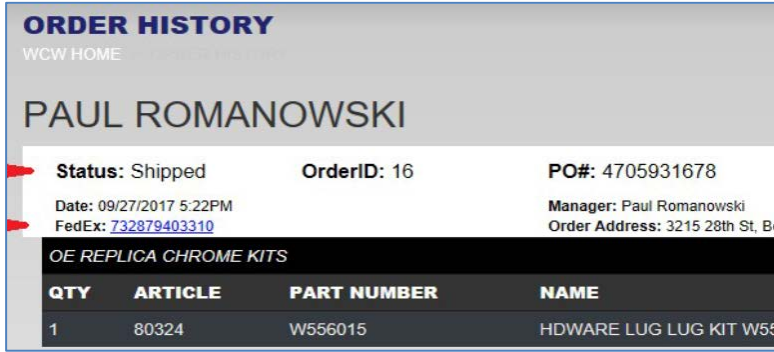
Ordering from WCA

Follow these steps to log into the West Coast Accessories order site, search products and place an order.

Step	Action
1	Open a web browser and go to: http://www.discount-wca.com/
2	<div> Type your Store # in the username field and your Site # in the password field, then select Login. </div> 
3	<div> OE items display. All other parts need to be searched. You can search by: <ul style="list-style-type: none"> DT Article Number Size WCA Part # </div> 
4	<div> After you find the product you want, check whether it is in stock or when it will be available. </div> 
5	To add a product to your cart, select the QTY , then click the + button.
6	<div> After all products are in your cart, select Review Order. </div> 
7	<div> After you review the order, key in your 10-digit Purchase Order number, and select Submit Order. Note: PO number starts with "47". </div> 

Checking order status and viewing order history

Follow these steps to check the status of your order and view order history.

Step	Action
1	<p>Select My Garage > Previous Orders</p> 
2	<p>The Order History displays:</p>  <p>If the order has shipped, you can click the tracking link to see shipping and delivery information.</p>

Contact

Please contact Mathew Rodis at 480-606-5753 or email product_support@discounttire.com, with any questions or concerns.