

## POS Updates Q2 2023

Your store will receive an update for the POS. Please review these changes with your team.

**Important:** Keep your workstations powered on so they can receive the update.

- **QR code on BOPIS work order** – Use for Inventory Scan Out.
- **BOPIS VTV fix** – Tread depths display on BOPIS work orders with linked VTV inspection.
- **DOT Registration message** – A new DOT registration message added to invoices.
- **Pull in DOT #s for Adjustments** – Select the customer from the VTV/Air Check Select screen to pull in the DOT #'s from VTV Inspection for adjustment flow.



[Mini-beta stores:](#)

Please provide feedback on any issues you experience.

### More Updates:

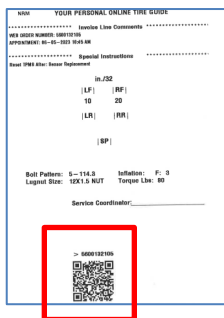
- **Wheel search** – Can now search wheels by type code.
- **Fitment for 19.5s** – Now supported on Fitment Validation and PSI Calculator.
- **CSL Check-in time** – Layaways updated after check-in will not reset the original check-in time.

### Please share this message with your team:


If you are refunding/deleting a layaway from the POS and it is checked in on the CSL, un-check it **before** you delete/refund the layaway to remove it from the CSL immediately. If you fail to do this, It will disappear from the CSL the next day.

## QR code on BOPIS work order

All BOPIS work orders will have a QR code at the bottom. This allows you to view articles on Inventory Scan Out sooner for BOPIS orders.

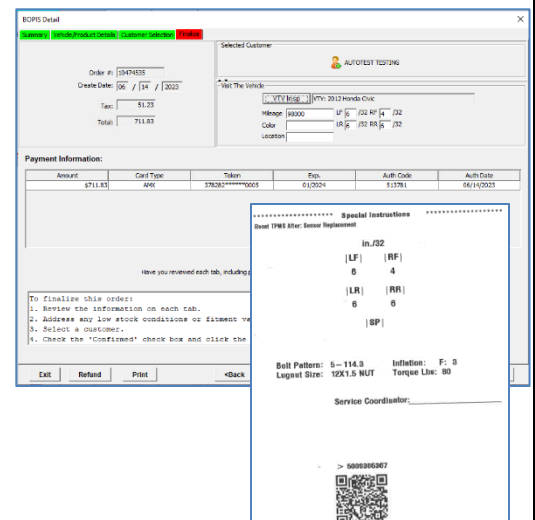


Normal invoices will continue to show the bar code to use for Inventory Scan Out.



## BOPIS VTV fix

Tread depths will display on the work order for BOPIS orders that have the VTV inspection linked to the order. This will improve the VTV conversion rate report.



## DOT registration message

This DOT registration message will be added to the invoice:

Please register your new tires.  
 Be sure to mail in the tire registration card  
 OR go online  
[www.discounttire.com/tire-registration](http://www.discounttire.com/tire-registration)

Please register your new tires.  
 Be sure to mail in the tire registration card OR go online

[www.discounttire.com/tire](http://www.discounttire.com/tire) - registration

## Pull in DOT #s for adjustments

When doing a tire adjustment, you can save time by pulling in the DOT #'s from the VTV inspection instead of keying them in.

To do this, select the customer from the VTV/Air Check Select screen. You must have a valid DOT number in the VTV Select screen for this to save you time.

LOC	DOT #	Sel
LF	CC9L XY2 1023	<input type="checkbox"/>
LR	CC9L XY2 1023	<input type="checkbox"/>
RF	CC9L XY2 0923	<input checked="" type="checkbox"/>
RR	CC9L XY2 1023	<input type="checkbox"/>

## More Updates

**Wheel search by type code** – Stores can now search for wheels by keying in a type code or partial type code.

**Fitment enhancement for 19.5 vehicles** – 19.5 tire size load ranges will now work properly with Fitment Validation and are available on the PSI calculator.

**CSL check-in time** – If a layaway is checked in and the layaway gets updated it will no longer reset the check-in time; it will keep the original check-in time. This will improve the customer experience.

**IF YOU NEED HELP** contact the Service Desk at 800 366-4399 or email [Support@discounttire.com](mailto:Support@discounttire.com).